

# STATE ANNUAL ACTION PLAN (SAAP) (FY2016-17)

State- MEGHALAYA



**TABLE OF CONTENTS**

Checklist – Consolidated State Annual Action Plan of all ULBs to be sent for Assessment by MoUD  
(as per table 6.2) \_\_\_\_\_ 3

Minutes of State High Powered Steering Committee (SHPSC) Meeting \_\_\_\_\_ 5

Chapter 1: Project Background and Summary \_\_\_\_\_ 6

Chapter 2: Review of SAAPs \_\_\_\_\_ 10

Chapter 3: STATE ANNUAL ACTION PLAN (SAAP) \_\_\_\_\_ 24

    1. Principles of Prioritization \_\_\_\_\_ 26

    2. Importance of O&M \_\_\_\_\_ 29

    3. Reform Implementation \_\_\_\_\_ 30

    4. Annual Capacity Building Plan \_\_\_\_\_ 31

    5. A&OE \_\_\_\_\_ 33

    6. Financing of Projects \_\_\_\_\_ 35

Chapter 4: TABLES: \_\_\_\_\_ 36

**Checklist – Consolidated State Annual Action Plan of all ULBs to be sent for Assessment by MoUD (as per table 6.2)**

S.No.	Points of Consideration	Yes/No	Give Details
1.	Have all the Cities prepared SLIP as per the suggested approach?	Yes	SLIPS for all the eligible components have been prepared for the only city selected from Meghalaya which is Shillong.
2.	Has the SAAP prioritized cities for investment as per priority sectors and gap assessment?	Yes	Yes the prioritization as per the guidelines has been done. The convergences from other projects have also been considered.
3.	Is the indicator wise summary of improvements proposed (both investments and management improvements) by State in place?	Yes	As per requirement, indicator wise improvement proposal for investment and management (both) has been considered.
4.	Have all the cities under Mission identified/done baseline assessments of service coverage indicators?	Yes	Baseline assessments of service coverage indicators have been done for the mission city.
5.	Is the SAAP derived from an approach towards meeting Service Level Benchmarks agreed by Ministry for each Sector?	Yes	SAAP has been prepared to meet Service Level Benchmark as stipulated by Ministry for each sector.
6.	Is the investment proposed commensurate to the level of improvement envisaged in the indicator?	Yes	The proposed investment matches with Service Level Improvement envisaged in the indicator.
7.	Are State Share and ULB share in line with proposed Mission approach?	Yes	State share and ULB share has been planned in the line of proposed mission approach.
8.	Is there a need for additional resources and have state considered raising additional resources (State programs, aided projects, additional devolution to cities, 14th Finance Commission, external sources)?	Yes	Additional resources from ADB and other central sponsored schemes like Swachh Bharat Mission etc have been considered.
9.	Does State Annual Action Plan verify that the cities have undertaken financial projections to identify revenue requirements for O&M	Yes	Financial implications of O & M have been assessed.

## State Annual Action Plan (SAAP)

---

	and repayments?		
10.	Has the State Annual Action Plan considered the resource mobilization capacity of each ULB to ensure that ULB share can be mobilized?	Yes	In view of the resource constraint of the ULB has considered resource mobilization from the State grant, different states schemes available under the sectoral departments and convergence of central-state government schemes.
11.	Has the process of establishment of PDMC been initiated and completed?	Yes	The process for establishment of PDMC is being initiated.
12.	Has a roadmap been prepared to realize the resource potential of the ULB?	Yes	The resource potential of ULBs has been considered.
13.	Is the implementation plan for projects and reforms in place (Timelines and yearly milestones)?	Yes	The timelines and milestones have been set for achieving the reforms under scheduled period.
14.	Has the prioritization of projects in ULBs been done in accordance with para 7.2 of the guidelines?	Yes	Prioritization has been given in accordance with para 7.2 of mission guideline. Universal coverage of water supply will be achieved on completion of on-going in complete JnNURM project.



**B. Dutta**  
**State Mission Director**



**Chapter 1: Project Background and Summary**

Provide brief description of AMRUT Mission as applicable to your State, thrust areas under mission, coverage of cities under mission, program management structure and funding allocation.(Two pages)

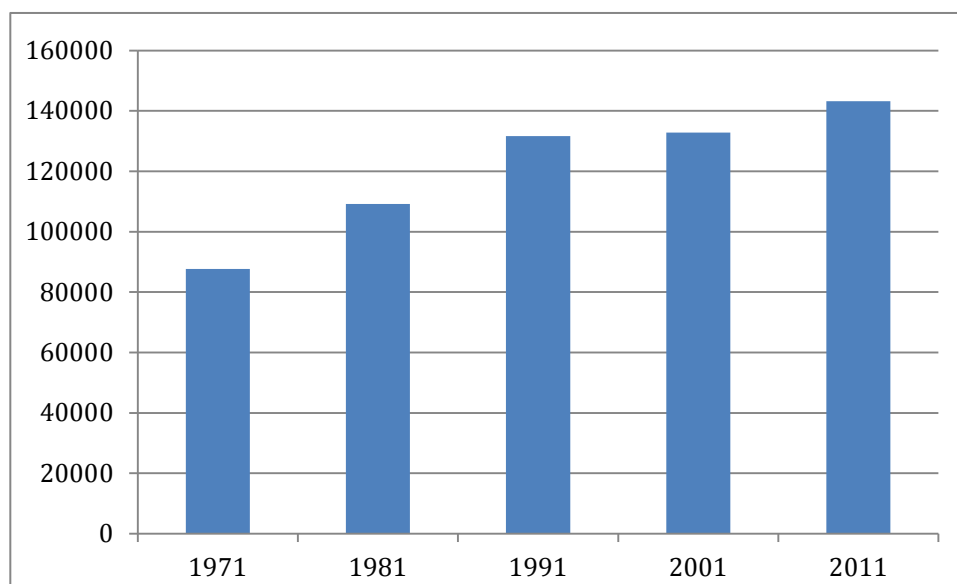
Here fill out Tables 1.1, 1.2.1, 1.2.2, 1.3 and 1.4 (pgs. 32 - 35); Tables 3.2 (pg.43) and 3.4 (pg.45) given in the AMRUT Guidelines.

**Ministry of Urban Development has identified 1 city of the state of Meghalaya. The selection has been done basis of Census Data-2011. These cities are mentioned below:**

**Table A: AMRUT Mission City in Meghalaya**

<b>Serial No</b>	<b>Name of the City</b>
<b>1.</b>	<b>Shillong</b>

**Figure 1: Population in Shillong Municipal Area**



**Shillong - An Overview**

**Shillong, the capital of Meghalaya occupies the northern slopes and foothills of Shillong peak at an average an altitude of 1496 metres above sea level. The city derived its name from a deity named Shillong, whose dwelling place is known as Shillong Peak. He is believed to have established the art of democratic governance and rule of justice in the formation of the princely Shillong (HimaShillong), which subsequently bifurcated into Myllem State and**

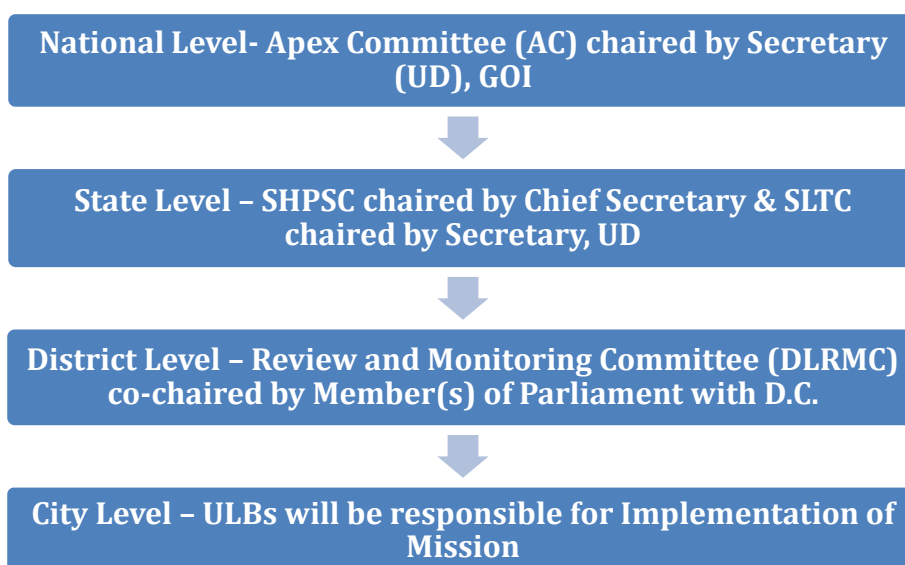
*Khyriem State in 1830. During the British rule, it consisted of a few clusters of hamlets which were scattered. The British Administration shifted the headquarters of United Khasi and Jaintia Hills District from Cherrapunjee to Shillong. In 1874 the State of Assam was created out of Bengal, the city became its provincial capital. In 1972, when the State of Meghalaya became a separate State, the city became its capital.*

*As of 2011 India census Shillong City urban/metropolitan population is 354,325 of which 176,591 are males and 177,734 are females. Males constitute 46% of the population and females 54%. Average literacy rate of 86%, higher than the national average of 63.5%: male literacy is 85%, and female literacy is 92.34%. 13% of the population is under 6 years of age. Khasis' make up the majority of the population though the percentage of Khasi people in the city continues to fall as a result of the large number of migrants from other Indian states. All the other North East tribes are represented here as well as significant numbers of Assamese, Bengali, and a bit of Nepali, Hindi-speaking people making it a fairly cosmopolitan city. Christianity is the dominant religion in the city. Presbyterianism and other denominations of Protestants and Roman Catholics make up the Christian population. A large proportion of the population follow the original Khasi religion: NiamKhasi and Niamtre. Other religions found in India are represented in significant numbers in the city*

#### **Management Structure of the Mission**

*The projects are identified after mandatory consultations with concerned ULBs and its resident. Accordingly ULB has identified the projects and then put up into Service Level Improvement Plans (SLIPs) on the specified format availed by MoUD. After the submission of SLIPs, state has aggregated it to State Annual Action Plan (SAAP). The prepared SAAP have submitted for their consideration. SHPSC has decided to consider the SAAP to recommend for approval from the Apex Committee.*

**Figure 2: Management Structure**

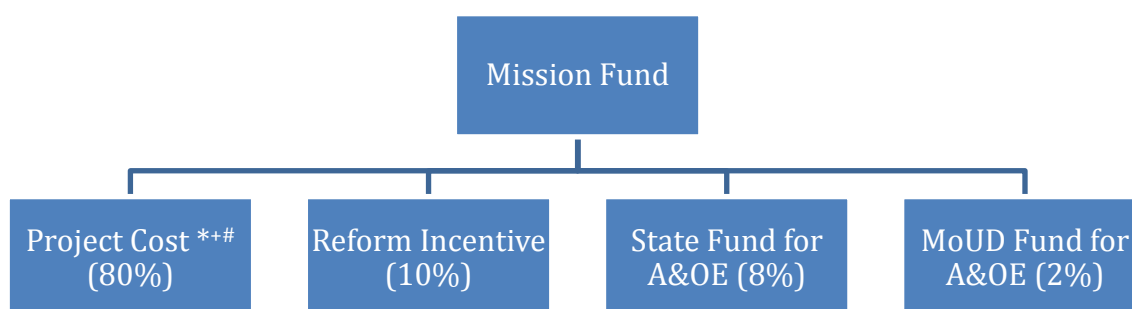


**Funding Pattern**

***Allocation of funds will be released in the ratio of 20:40:40 (3 installments) of the approved project cost***

- ***1<sup>st</sup> installment on approval of SAAP by the Apex Committee***
- ***2<sup>nd</sup> and 3<sup>rd</sup> installments on receipt of 75% utilization and meeting 'Service Level Benchmark' as mentioned in the SAAP.***

**Figure 3: Fund Sharing Pattern**



**Figure 5: Fund Sharing Pattern**

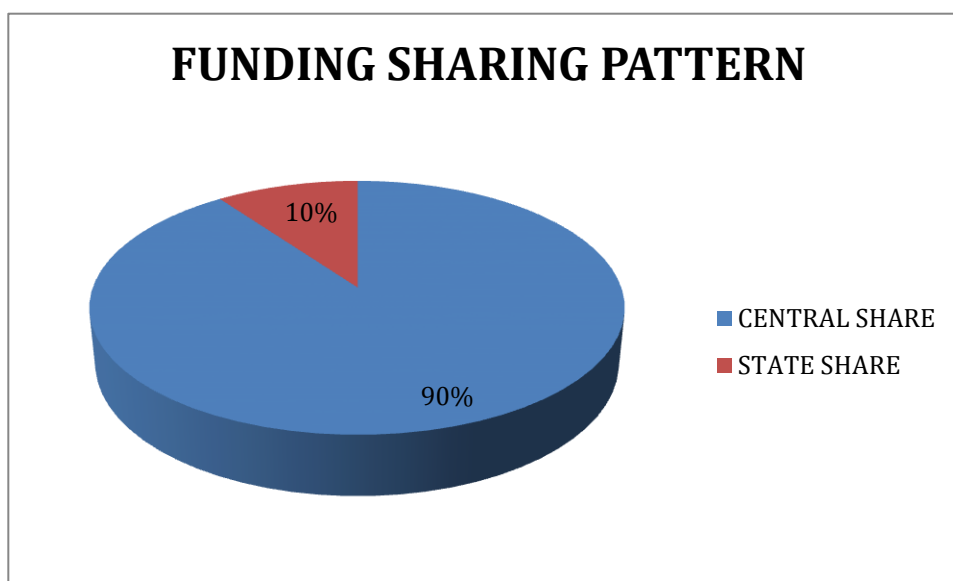
*\*GoI share for Shillong is 90% of project cost.*

*+State share for Shillong is 10% of project cost.*

*#Balance project cost is ULB Share.*



Figure 4: Fund Sharing Pattern for Shillong



**Component wise break-up of fund allocation**

There are 5 components of AMRUT mission. Fund allocation will be segregated to 4 mission components except water supply, which is an ongoing project under JnNURM. Hence Sewerage&Septage Management will be the focus area in first phase. Component wise break-up of fund allocation are mentioned in the table below.

**Table B : Component wise break-up of mission fund**

<b><u>Component</u></b>	<b><u>Amount ( ₹ in Crores)</u></b>	<b><u>Remarks</u></b>
<b><i>Water Supply</i></b>	<b><i>61.67</i></b>	<b><i>Ongoing project under JnNURM Transition Phase (Excluded from total)</i></b>
<b><i>Sewerage &amp;Septage Management</i></b>	<b><i>107.43</i></b>	
<b><i>Storm Water Drainage</i></b>	<b><i>1.68</i></b>	<b><i>Will be taken up in Subsequent years of the Mission</i></b>
<b><i>Urban Transport</i></b>	<b><i>2.00</i></b>	
<b><i>Green Spaces</i></b>	<b><i>2.935</i></b>	
<b><i>Total</i></b>	<b><i>114.045</i></b>	

Chapter 2: Review of SAAP

The state is required to prepare SAAP every year and get it approved by the Apex Committee. Before preparing the current year's SAAP, a key requirement is to review the performance of the approved SAAP of the previous years. This chapter reviews the performance of the implementation of the past SAAPs on key themes in the AMRUT Guidelines.

**Project Progress**

In this section the physical and financial progress is reviewed. Please complete the following table and respond to the questions.

Sl.No	Name ULB	Approved SAAP		DPR (Y/N)	SLTC (Y/N)	Work Order (Y/N)	Implementation Progress		Amount disbursed till date
		Project name	Amount				Physical (%)	Financial (%)	
1	Shillong Municipal Board	Water Supply	61.67	Y					0
2	Shillong Municipal Board	Sewerage and Septage Management	22.22	Y	N	N	0	0	0
3	Shillong Municipal Board	Strom Water Drainage	1.68	Y	N	N	0	0	0
4	Shillong Municipal Board	Urban Transport	2.00	N	N	N	0	0	0
5	Shillong Municipal Board	Green Spaces and parks	0.587	N	N	N	0	0	0

- Have DPRs been prepared for all projects approved earlier? If not then which are the projects for which DPR is pending and why? (500 words).

***There are no earlier approved projects since the SAAP for last financial year had only been approved in February 2016.***

- What is the plan of action for the pending DPRs? (300 words)

***Since the SAAP 2015-16 was approved only in February 2016, the question of pending DPRs does not arise; However, Consultants are being engaged for the preparation of DPRs and for***

***Sewerage, the DPR has already been prepared which is in the process of updating of the cost as per the prevalent market rate.***

- How many SLTC meetings had been held in the State? How many DPRs have been approved by the SLTC till date? (250 words)

***None so far, as mentioned above***

- By when will the pending DPRs be approved by the SLTC and when will implementation start? (250 words)

***As soon as the required DPRs have been prepared and updated where ever applicable, they will be placed before the SLTC for approval. Implementation of the projects will commence as soon as all the necessary procedural steps have been completed.***

- Based on the identification of delayed projects and the reasons for slow physical progress, what is the plan of action to speed-up the projects? (300 words)

***Since the SAAP has been approved only in February 2016 and funds were sanctioned only in March 2016, there is no physical progress as implementation has not started.***

- How much amount has been utilized and what is the percentage share of the funding agencies? Are there any deviations from the approved funding pattern approved by the Apex Committee? (Tabular form and 500 words)

Sl.No	Administrative Expenses	Amount	Funding Agency	
			State	GOI
1.	Salary & other expenses	0.26	10%	90%

***No, there are no deviations from approved funding pattern approved by the Apex Committee.***

List out the projects where release of funds to ULBs by the State was delayed?

- In how many ULBs implementation was done by agencies other than ULBs? Was a resolution taken from all ULBs? (tabular and 200 words)

***As mentioned above, since the SAAP was approved only in February 2016 and funds were sanctioned only in March 2016, we are now at the stage of preparation of DPRs for which consultants are being engaged. Hence implementation is yet to start.***

- List out the projects where the assessed value approved by the Apex Committee was greater than the tendered value and there was a saving? Was this addressed by the HPSC in the present SAAP? (tabular and 200 words)

***Not applicable as of now in view of above.***

- List out the number of city-wise projects where the second and third installments were claimed. (Tabular form).

***Not applicable***

- List out the city-wise completed projects. Was the targeted benchmark achieved? Explain the reasons for non-achievement (tabular form and 400 words)

***Projects have not been implemented yet will be updated in future***

- List out the details of projects taken up in PPP model. Describe the type of PPP (Tabular; 300 words)

***Private sector participation in urban infrastructure is virtually non-existent in North Eastern states due to the scale of operation, context of land issue and remoteness of the area. Hence PPP for the projects to be taken under AMRUT has not been considered.***

- List out and describe any out-of-the-box initiatives/Smart Solutions/resilience used/incorporated in the projects under implementation. What is the nature of the innovation in the projects? (tabular; 300 words)

***At present, since none of the projects have been implemented hence any out-of-the-box solutions will be considered when the projects are initiated.***

### Service Levels

The focus of AMRUT is to achieve service level benchmarks, such as universal coverage in water supply, sewer connections, and so on. In the approved SAAPs, the States/ULBs have targeted the benchmark of universal coverage. The SAAP has to review the progress towards targets set by the States/ULBs to move towards achievement of universal coverage, etc. Please complete the following table and respond to the questions based on the table.

---

<b>Sector: Water Supply</b>
-----------------------------

State Annual Action Plan (SAAP)

Name of City	Service Level Benchmark	SAAP Baseline (as in 2015)	SAAP Mission Target	For the last Financial Year	
				Target upto beginning of current FY	Achievement upto beginning of current FY
Shillong	(i). Coverage of water supply connections	76.89%	100%	100%	76.89%
	(ii) Per capita supply of water	78 LPCD	135 LPCD	135 LPCD	78 LPCD
	(iii) Extent of metering of water Connections	0%	100%	100%	0%
	(iv) Extent of non-revenue water	58%	20%	20%	58%
	(v) Quality of water supplied	100%	100%	100%	100%
	(vi) Cost recovery in water supply services	12%	100%	100%	12%
	(vii) Efficiency in collection of water supply related charges (IN MUNICIPAL AREA)	71.3 %	90%	90	71.3 %

Sector: Sewerage					
Name of City	Service Level Benchmark	SAAP Baseline (as in 2015)	SAAP Mission Target	For the last Financial Year	
				Target upto beginning of current FY	Achievement upto beginning of current FY

State Annual Action Plan (SAAP)

Shillong	(i) Coverage of latrines (individual or community)	93.86%	100%	100%	93.86%
	(ii) Coverage of sewerage network services	Nil	100%	100%	Nil
	(iii) Efficiency of collection of sewerage	Nil	100%	100%	Nil
	(iv) Efficiency in Treatment: Adequacy of sewerage treatment capacity	Nil	100%	100%	Nil

Sector: Storm water drainage					
Name of City	Service Level Benchmark	SAAP Baseline (as in 2015)	SAAP Mission Target	For the last Financial Year	
				Target upto beginning of current FY	Achievement upto beginning of current FY
Shillong	(i) Coverage of Storm water drainage network	<75%	100%	----	<75%
	(ii) Incidence of sewerage mixing in the drains	100%	0%	----	100%
	(iii) Incidence of water logging (in nos. per year)	<25	0%	----	<25

Sector: Green space and parks					
Name of City	Service Level Benchmark	SAAP Baseline (as in	SAAP Mission Target	For the last Financial Year	
				Target upto beginning of current FY	Achievement upto beginning of current FY

		2015)			
Shillong	(i) Per person open space	15.3 sq. m. per person (Approx)	8 Parks	5 Park	NIL

<b>Sector: Urban Transport</b>					
Name of city	Benchmark	SAAP Baseline (as in 2015)	SAAP Mission Target	For the last Financial Year	
				Target up to beginning of current FY	Achievement up to beginning of current FY
Shillong	Availability of public Transport	2	1	1	2
	Percentage of City Covered (%) by footpaths	4	1	1	4
	Non-Motorised Transport Facilities including; a) % of network covered, b) encroachment on NMT roads by vehicle parking (%), c) NMT parking facilities at interchanges (%)	4	1	1	4
	Availability of Traffic Surveillance (%)	4	1	1	4
	Passenger Information System (%)	4	1	1	4

Global Positioning System (GPS)/ General Pocket Radio Service (GPRS) (%)	4	1	1	4
Availability of On-street paid public parking spaces (%)	1	1	1	1

- In how many projects, city-wise, have targets not been achieved? What is the Plan for Action to achieve the targets? (Tabular form; 500 words)

***As the SAAP for Meghalaya was only approved in February,2016, and the corresponding sanction in March,2016, therefore, engagement for consultants for the preparation of DPRs are still under process.***

- What are the status of the ongoing DPR preparation and the plan of action for the pending DPRs? (300 words)

***As the SAAP for Meghalaya was only approved in February,2016, and the corresponding sanction in March,2016, therefore, engagement for consultants for the preparation of DPRs are still under process.***

- How many SLTC meetings had been held in the State? How many DPRs have been approved by the SLTC till date? (250 words)

***None so far, but the same will be convened as soon as the DPRs are prepared.***

### **Capacity Building**

There are two types of capacity building – individual and institutional. The Apex Committee had approved the annual capacity building plan and the SAAP of the current year has to review the progress of the capacity plan. Please fill out following table and answer the questions.



Sl No	Name of ULB	Name of Department	Total number to be trained in Mission period	Target to be trained during the previous Financial Year	Number fully trained during the previous Financial Year	Name training institute
1	Shillong Municipal Board	Elected Representatives.	40	--	-	Negotiations with the following empaneled training entities are being taken up by the State Government: - (i).Engineering Staff College of India, Hyderabad (ii).Administrative Staff College Of India, Hyderabad (iii). Indian Institute Of Technology(IIT), Kharagpur (iv). Indian Institute of Public Administration (IIPA),New Delhi.
2	Shillong Municipal Board	Finance Department	40	--	-	
3	Shillong Municipal Board	Engineering Department.	80	--	-	
4	Shillong Municipal Board	Town Planning Department.	65	--	-	
5	Shillong Municipal Board	Admin. Department.	40	--	-	

- In how many departments was training completed as approved in the SAAP of the last Financial Year? In how many departments was training partially done and in how many departments training not done at all? Please give reasons (300 words)

***As per MoUD circular no. K-13012/101(16/2015-SCM-III-IV all ongoing training programs needs to be discontinued. Hence as per the circular none of the training programs have been initiated.***

- List out the training institutes that could not complete training of targeted functionaries. What were the reasons and how will this be avoided in future? (tabular; 300 words)

***Please refer to the note above***

- What is the status of utilization of funds? (250 words)

***At present only the A&OE funds has been utilized.***

- Have the participants visited best practice sites? Give details (350 words)

***No site visits are initiated.***

- Have the participants attended any national/international workshops, as per guideline (Annexure 7)? (350 words)

***No, participants have not attended any national/international workshops***

- What is the plan of action for the pending activities, if any? (400 words)

### **Reforms**

According to Guideline 4.3, incentives of previous year will be given at the start of succeeding year, for which States are required to do a self-assessment, on receipt of which incentives will be awarded. A key requirement to claim incentives is to achieve at least 70 per cent Reforms for that year. Some of the criteria to be considered while doing the assessment are as follows:

<b>S.No</b>	<b>Reform Type</b>	<b>Milestones</b>	<b>Target for the last FY</b>	<b>Achievement for the last FY</b>	<b>Number of ULBs achieved 70 percent</b>	<b>Number of ULBs not achieved 70 percent</b>
1	E-Governance	Digital ULBs			0	1 ULB achieved 53.57% under the Maximum Score 280 but with the targeted 22 milestones of 220 maximum score possible by the ULB, the achieved score is 155 which is 68.18%
		1. Creation of ULB website.	Sep-15	Achieved		
		2. Publication of e-newsletter, Digital India Initiatives.	Mar-16			

State Annual Action Plan (SAAP)

		3. Support Digital India (ducting to be done on PPP mode or by the ULB itself).	Mar-16			
2	Constitution and professionalization of municipal cadre	1. Policy for engagement of interns in ULBs and implementation.	Sep-16			
3	Augmenting double entry accounting	1. Complete migration to double entry accounting system and obtaining an audit certificate to the effect from FY 2012-13 onwards.	Mar-16	Achieved		
		2. Publication of annual financial statement on website.				
4	Urban Planning and City Development Plans	1. Preparation of Service Level Improvement Plans (SLIP), State Annual Action Plans (SAAP).	Mar-16	Achieved		
		2. Make action plan to progressively increase Green cover in cities to 15% in 5 years.	Mar-16	Achieved		
		3. Develop at least one children park every year in the AMRUT cities.	Mar-16			
		4. Establish a system for maintaining of parks, playground and recreational areas relying on People Public Private Partnership (PPPP) model.	Mar-16	Achieved		
5	Devolution of funds and functions	1. Ensure transfer of 14 <sup>th</sup> FC devolution to ULBs.	Mar-16	Achieved		

State Annual Action Plan (SAAP)

6	Review of Building by-laws	1. Revision of building bye laws periodically.	Mar-16	Achieved		
		2. Create single window clearance for all approvals to give building permissions.	Mar-16	Achieved		
7(a)	Municipal tax and fees improvement	1. At least 90% coverage.	Mar-16	Achieved		
		2. At least 90% collection.	Mar-16			
		3. Make a policy to, periodically revise property tax, levy charges and other fees.	Sep-15	Achieved		
		4. Post Demand Collection Book (DCB) of tax details on the website.	Sep-16			
		5. Achieve full potential of advertisement revenue by making a policy for destination specific potential having dynamic pricing module.	Sep-16			
7(b)	Improvement in levy and collection of user charges	1. Adopt a policy on user charges for individual and institutional assessments in which a differential rate is charged for water use and adequate safeguards are included to take care of the interests of the vulnerable.	Mar-16	Achieved		

State Annual Action Plan (SAAP)

		2. Make action plan to reduce water losses to less than 20% and publish on the website.	Sep-16			
		3. Separate accounts for user charges.	Mar-16	Achieved		
		4. Atleast 90% billing.	Mar-16	Achieved		
		5. Atleast 90% collection.	Mar-16			
8	Energy and Water audit	1. Energy (Street lights) and Water Audit (including non-revenue water or losses audit).	Sep-16			
		2. Making STPs and WTPs energy efficient.	Sep-16			
		3. Optimize energy consumption in street lights by using energy efficient lights and increasing reliance on renewable energy	Sep-16			

- Have the Reform formats prescribed by the TCPO furnished?

***Yes the prescribed reform formats by the TCPO has been furnished***

- Did the State as a whole complete 70 percent of Reforms? If, yes was the incentive claimed? (100 words)

***The plan was prepared and submitted to the Ministry in December 2015 which was approved by the Apex committee on 23<sup>rd</sup> February 2016. Out of 28 reform milestones of 2015-16 maximum possible reform milestones targeted in the SAAP was 22 with a possible score of 220. Against the target, 15 reform milestones have been achieved fully***

***as on March 2016. The achievement is 68.18% against the maximum score possible and 53.57% against the maximum score.***

- What was the amount of incentive claimed? How was it distributed among the ULBs and what was it used for? (Tabular; 300 words)

***Incentive will be claimed during FY 2016-17***

- What is the status of Reforms to be completed in the Mission period? Has advance action been taken and a Plan of Action prepared? (500 words)

***Reforms at the State level and ULB level are essential to bringing efficiency in service delivery, augmenting financial resources, responsive and people centric administration and transparent and accountable governance of the local bodies. As part of the reforms measure stipulated on the JnNURM and 13<sup>th</sup> Finance Commission award the State government as well as the Shillong Municipal Board had undertaken steps in achieving the stipulate reforms. More than 75 of the reforms were achieved whereas few reforms could not be achieved due to the prevailing local socio-political conditions. Out of the 28 reforms targeted for 2015-16 only 15 reforms could be achieved by March 2016(within a period of 6months).Steps have been under taken for the remaining reforms which are at the various level of progress and are likely to be achieved by September 2016. Action on the 13 reforms stipulated for 2016 also have been initiated.***

#### Use of A&OE

- What are the items for which the A&OE has been used? (tabular; 250 words)

***Proposed sanctioned amount of Rs 0.64 Cr has not been received.***

- Are the items similar to the approved items in SAAP or there is any deviation? If yes, list the items with reasons (tabular; 300 words)

***Not applicable for reasons stated above.***

- What is the utilization status of funds? (tabular; 250 words)

***Not applicable for reasons stated above.***

- Has the IRMA been appointed? What was the procedure followed?(250 words)

***IRMA will be appointed as soon as implementation starts from the empanelled list of the Ministry through an EOI/RFP.***

## State Annual Action Plan (SAAP)

---

- If not appointed, give reason for delay and the likely date of appointment (100 words)

**As above.**

- Have you taken up activities connected to E-Municipality as a Service (E-MAAS)? Please give details. (250 words)

**Activities under the e-Governance program such as for Birth and death registration certificates, property tax has been initiated.**

- Have you displayed the logo and tagline of AMRUT prominently on all projects? Please give list. (tabular; 100 words)

**Since none of the projects have been started display of logos and tagline have not been initiated.**

- Have you utilized the funds on any of the inadmissible components (para 4.4)? If yes, give list and reasons. (tabular; 350 words)

**No, the funds were not utilized for any inadmissible components**

### Funds flow

One reason for project delay has been delayed release of funds. In the following table indicate the status of funds release and resource mobilization.

S.No	City name	Project name	Funds flow						Total funds flow to project	Total spent on project
			GoI		State		ULB/Others			
			Approved amount	Disbursed	Approved amount	Disbursed	Approved amount	Disbursed		
1.	Shillong	Sewerage and septage	4.11	4.11	0.456	0.456	0	0	4.56	0
		Green Spaces and Parks								

The first installment of rupees 4.11crore of central share was sanctioned by GOI on 11<sup>th</sup> of March, 2016 and state share of 0.456 crores has been disbursed to the mission Director.

- How many project fund request has been made to the GoI? (250 words)

***Two project fund requests i.e augmentation and development of parksand sewerage and septage has been made under the SAAP 15-16***

- How many installments the GoI has released? (250 words)

***So far one Installment has been released by GOI in March 2016.***

- Is there any observation from the GoI regarding the claims made? (350 words)

***NO.***

- List out the conditions imposed by the Apex Committee, State HPSC and the SLTC. Have all the conditions been complied with? If, no identify the conditions not complied with and give reasons for non-compliance. (tabular; 500 words)

***Conditions laid out by the Apex committee with regards to the observations made by the Office of the TCPO and CPHEO were corrected and incorporated as per the following details.***



**Chapter 3: STATE ANNUAL ACTION PLAN (SAAP)**

The SAAPs are aggregated from the SLIPs. Please fill out the Master Plan of projects (Table 3.1; pg.43) and the state level plan for achieving service levels (Table 3.5; pg.46 of AMRUT Guidelines).

Also, in the table below please give the details of the projects sector wise that are being posed for approval to the Apex Committee.

S.No	City name	Project name	Estimated cost and share				Change in service levels		
			GoI	State	ULB/Other s	Total	Indicator	Existing	After project completion
1.	Shillong	Water Supply	43.54	18.13		61.67	Coverage of water supply connections	76.89%	100%
							Per capita supply of water	78 LPCD	135 LPCD
							Extent of metering of water connections	0%	100%
							Extent of non-revenue water	58%	20%
							Quality of water supplied	100%	100%
							Cost recovery in water supply services	12%	100%
							Efficiency in collection of water supply related charges (IN MUNICIPAL AREA)	71.3 %	90%
	Shillong	Sewerage and Septage Management	96.687	10.743		107.43	Coverage of latrines (individual or community)	93.86%	100%
							Coverage of	Nil	100%

State Annual Action Plan (SAAP)

							sewerage network services		
							Efficiency of collection of sewerage	Nil	100%
							Efficiency in Treatment: Adequacy of sewerage treatment capacity	Nil	100%
	Shillong	Storm Water Drainage	1.512	0.168		1.68	1.Coverage of Storm water drainage :	75%	100%
							2.network Incidence of sewerage mixing in the drains.	100%	0%
							3.Incidence of water logging (in nos. per year)	25%	100%
	Shillong	Urban Transport	1.8	0.2		2	Availability of public transport	2	1
							Available Pedestrian facilities- Percentage of City Covered (%) by footpaths	3	1
							Non Motorised Transport Facilities		1
							a)% of network covered	4	1
							b)Encroachment on NMT roads by vehicle parking (%)	NA	1
							c)NMT parking facilities at interchanges (%)	NA	1
							Level of usage of Intelligent Transport System(ITS)	4	1

							Facilities		
							a)Availability of Traffic Surveillance (%)	4	1
							b)Passenger Information System (%)	4	1
							c)Global Positioning System (GPS)/ General Pocket Radio Service (GPRS) (%)	4	1
		Green Spaces and parks	2.6415	0.2935		2.935	Per Person Open Space	15.3 sq. m. per person (Approx)	10-12 sq. m. per person (As per URDPFI Guidelines)

**1. Principles of Prioritization**

Under this section states will prioritize and recommend projects for selection under AMRUT (AMRUT Guidelines; para 7). The States will identify project based on gap analysis and financial strength of ULBs. While prioritizing projects, please provide information responding to the following questions, in words, not more than as indicated against each question:

- Has consultation with local MPs/ MLAs, Mayors and Commissioners of the concerned ULBs been carried out prior to allocation of funding? Give details of dates and number of participants (tabular; 250 words)

***Yes, sufficient consultations with all stakeholders like elected representatives, NGOs localDorbars have been done and the details of which is given in the table below.***

Sl. No.	Place & Date	Participants	Issues discussed	Opinion & consensus about the Project
1.	Laitumkrah And LachaumiereDorbarShnongs at Don Bosco Youth Centre, Laitumkrah <b>05.06.2012</b>	20 persons (Male-13, Female-7), including, local head man, Govt. officials and senior citizen. DSMC	1. Details of project 2. Development of the area 3. Employment	The Project work should be completed within the shortest possible time as people face a lot of problems due to the absence of the proposed Infrastructure at

State Annual Action Plan (SAAP)

		Consultant and the SIPMIU engineers.	opportunity for the local youth	present. Provisions should be made to include all the households to be linked to the sewerage system facility so that the maximum number of people is benefited. People are willing to cooperate by all means to implement the project successfully
2	DorbarShnong Members Of Lachaumiere, Tirot Singh Indoor Stadium <b>02.10.2012</b>	134 persons (Male-79, Female-55), including, local head man, Govt. officials and senior citizen. DSMC Consultant and the SIPMIU engineers.	1. Details of project 2. Development of the area 3. Employment opportunity	The Project work should be completed within the shortest possible time as people face a lot of problems due to the absence of the proposed Infrastructure. Provisions should be made to include all the households to be linked to the sewerage system facility so that the maximum number of people is benefited. People are willing to cooperate by all means to implement the project successfully and are willing to pay user charges if levied within their affordable means.
3	DorbarShnong Members Of Boyce & Bomfyle Road, Laitumkhrah, St Mary's Teachers College <b>23.03.2013</b>	164 persons (Male-27, Female-164), local head man, Govt.	1. Details of project 2. Development of the area	The Project work should be completed within the shortest possible time as people face a lot of

		officials and senior citizen. DSMC Consultant and the SIPMIU engineers.	3. Employment opportunity	problems due to the absence of the proposed Infrastructure. STP should not emit smell in the surrounding area also should not trigger mosquito breeding in the area. The construction work should have minimum impact on traffic and convenience to local people. The utility like water supply and electricity should not be disturbed.
4.	Laitumkrah (Lum-mawrie), RangbahShnong. <b>12.12.2012</b>	59 persons local head man, Govt. officials and senior citizen. DSMC Consultant and the SIPMIU engineers.		Project was welcomed by the people and should immediately be implemented and completed in minimum time. While laying of sewer lines on the roads, the excavated area should be cut and covered on daily basis. Noisy work should not be in the night time and it should not disturb the traffic and access to the local people.
5.	<b>Laitumkrah (Nongrim Road)</b> <b>18.12.2012</b>	50 persons local head man, Govt. officials and senior citizen. DSMC Consultant and the SIPMIU		The people welcomed the proposed project and offered full support to the project. It should be completed in minimum time and so that it can

		engineers.		start operation immediately.
--	--	------------	--	------------------------------

- Has financially weaker ULBs given priority for financing? Please give list. (200 words)  
***As Shillong is the only city chosen under AMRUT and since there is only one ULB under AMRUT, the priority has been given to Shillong Municipal Board.***
  - Is the ULB with a high proportion of urban poor has received higher share? Please give list. (250 words)  
***As Shillong is the only city chosen under AMRUT and since there is only one ULB under AMRUT, the priority has been given to Shillong Municipal Board.***
- Has the potential Smart cities been given preference? Please give list (200 words)  
***Yes, Shillong city have been selected for preparation of smart city proposal under Smart City Mission. While preparing SAAP, the same has been kept in consideration and infrastructure gaps in Smart Cities have been taken on priority.***
- What is the quantum of Central Assistance (CA) allocated to the State during 2016-17? (100 words)  
***State has proposed projects amounting 3 times of the Central Assistance allocated for the financial year 2015-16.***
- Has the allocation to different ULBs within State is consistent with the urban profile of the state? (260 words)  
***Yes. As there is only one ULB for Shillong under AMRUT, the consistency with the urban profile has been taken care.***

**1. Importance of O&M**

It has been observed that ULBs pay little attention to the operation and maintenance of infrastructure assets created after completion of projects. This tendency on the part of implementing agencies leads to shear loss of national assets. Please fill out the Plan of action for A&OE expenses given in Table 4 (pg-48) of AMRUT Guidelines and answer the following questions.

- Do projects proposed in the SAAP include O&M for at least five years? What is the nature of O&M? (tabular; 300 words)

*Detailed Project Reports will be prepared which will include O & M of the sewerage system. The O&M will be given part of the contract of works. The contracting agency, which is building the plant, will be given an O&M for a period of 5 years. Depending upon the performance the contract may be extended further or during this period capacity building will be done to the user agency, which can take over the O&M at later stage.*

- How O&M expenditures are propose to be funded by ULBs/ parastatal? (200 words)

*O & M cost can be recovered by imposition of additional taxes/user charges by the ULB. User charges for provision of streetlight in a locality can be collected from each household. Also there should be periodic revisions of tariffs.*

- Is it by way of levy of user charges or other revenue streams? (100 words)

*Yesthe O&M cost will be recovered by levying of user charges for provision of various services, streamlining billing and correspondingly aligning collection system to ensure timely and full receipts of collection. Also introduction of levying of Property Taxes will also help in pooling resources to tackle O & M charges. Moreover, reducing unaccounted expenditure and leakages will streamline fiscal consolidation*

- Has O&M cost been excluded from project cost for the purpose of funding? (100 words)  
*Yes, O&M cost has been excluded from project cost for the purpose of funding and shall be borne by ULB through user charges. If there will be any gap in recovery of user charges, same shall be borne by ULB through its own resources.*

- What kind of model been proposed by States/ULBs to fund the O&M? Please discuss. (250 words)

*Initially out of the proposed zones, for the 3 zones the model to fund O&M will compose of 75%through user charges and 25% through tax and holdings. The O&M cost will come down with the inclusion of other zones. Hence, the user charges will also decrease once the project for other zones is completed.*

- Is it through an appropriate cost recovery mechanism in order to make them self-reliant and cost-effective? How? (250 words)

*O & M cost can be recovered by imposition of additional taxes by the ULB, reduce cost and maximising revenue for each sector , using elements of e-governance in a way which increases the level of services to the citizens which in turn provides additional sources of*

***income generation. Moreover e-governance will ensure transparency and accountability of all receipts, expenditures thereby minimising unnecessary leakages. Also the ULB should formulate strategies to effectively maintain their assets***

## **2. Reform Implementation**

In order to become eligible to claim the 10% incentive, the State is required to implement the Reforms prescribed by GoI. The states are also required to a self-assessment and based on the score the Apex committee will decide the eligibility of the state. Please fill out Table 5.2; pg. 52 of AMRUT Guidelines and respond to the following.

Some of the criteria that should be considered while preparing the SAAP:

- Fill out the tables prescribed by the TCPO. What are the Reform type, steps and Target for 2016-17? (tabular; 300 words)

***As per the table prescribed by the TCPO the reforms and milestones has been align to the target achievement within a stipulated timeline. Beside the FY2016-17 reforms, the balance reforms which could not be achieved during 2015-16 are targeted to be completed during 2016-17.***

- Fill out Table 5.5 (pg. 54) given in the AMRUT Guidelines. What is the outcome of the self-evaluation done for reporting progress on reform implementation in order to receive the 10% incentive? (tabular; 350 words)

***Details given in Table 5.5. Out of the 28 milestones the maximum score possible by the ULB is 22 milestones with a total score of 220 of which 15 milestones were accomplished fully. Out of possible score of 220 for 2015-16 the score on self evaluation is 150 which is 68.18%. The reforms which could not be achieved during 2015-16 are included under the target during 2016-17.***

- Have any issues been identified during the review by HPSC on Reforms implementation? What are the issues? (250 words)
- Have these issues been considered while planning for reform implementation? How? (tabular; 250 words)

## **3. Annual Capacity Building Plan**



The state is required to submit a Capacity Development Plan along with the SAAP for approval by the MoUD, to empower municipal functionaries and lead to timely completion of projects. Please prepare the individual and institutional capacity building plan by filling out Tables 7.2.1, 7.2.2, 7.2.3 and statement in Table 7.2.4 (pgs. 70 – 72) of AMRUT Guidelines and give the following responses.

- What is the physical and financial Progress of capacity development at state level? (350 words)

***As the SAAP was approved only in February 2016, necessary steps are being taken toward engagement of the identified institutions empanelled by the Ministry and MoU will be signed with them after approval of the State Govt. The capacity building plan for training the municipal functionaries and elected representatives etc. will be taken up through these institutions.***

- Do you feel that there is a need to include any other category of official, new department or module? (400 words)

***Yes, apart from the ULB and its functionaries, the Urban Development Authority should also be considered for institutional capacity building also for attainment of desired reforms.***

- What are the issues that are been identified during the review? (350 words)

***As a review has not taken place as yes,hence the issues are also not identified.***

- Have the activities in your current year Capacity Building Plan – training, exposure visits (ULB staff and elected representatives), seminars/workshops, etc. – been vetted/approved by NIUA?

***As soon as the MoU has been executed with the selected institutions, the contract proposal will be submitted to the Ministry for funding and accordingly the activities as depicted in the Capacity Building Plan will be vetted/approved by NIUA.***

- What is the present institutional capacity in the ULBs of the state; have the RPMC, UMC, etc. been appointed? Are there other PMUs, PIUs, etc. which are still operational?

***Under the Capacity Building Plan approved under JnNURM, the RPMCs and UMC were appointed. From October 2015, on the direction of the Ministry, these were accordingly aligned and the State Mission Management Unit was set up and is operational.***

- What has been the progress during the previous year/s in institutional capacity building, especially but not only in the seven areas that are mentioned in the AMRUT Guidelines? (p. 67)

***As per MoUD circular no. K-13012/101(16/2015-SCM-III-IV all ongoing training programs needs to be discontinued. Hence as per the circular none of the training programs have been initiated.***

- Attach the Quarterly Score Cards on p. 73 of the Mission Guidelines.

***As per the notes above since all capacity building programs were discontinued hence there were no programs conducted and there are no relevant score cards.***

- Have those issues been addressed? How? (500 words)

***Not applicable.***

#### **4. A&OE**

The 10% allocation for A&OE has been divided into two parts, 8% State fund and 2% GoI fund. Please fill out the Plan of Action Table given in the AMRUT Guidelines (Table 4; pgs.48, 49) and answer the following questions.

- What is the committed expenditure from previous year? (200 words)

***4.11 cr from Centre Share & 0.46 State Share (20% of the Total Project cost of 2015-16) has been released on March 2016. Balance fund available from JnNURM CCBP is 4.43 Cr***

- What are the issues that are been identified during the review? (350 words)

***NA***

- Have the A&OE fund used only for admissible components? (200 words)

***NA***

- How the ULB/State wants to carry out the implementation of the projects, (establishment of IRMA/PDMC/SMMU/CMMU)? (350 words)

***SMMU has already been set up, which is facilitating the ULB. RFP is being floated for the setting up of the PDMC. In due course, IRMA will be appointed on starting the execution of the projects.***

#### **5. Financing of Projects**

Financing is an important element of the SAAP. Each state has been given the maximum share that will be given by the Central Government. (Para 5 of AMRUT Guidelines). The State has planned for the remaining resource generation at the time of preparation of the SAAP. The financial share of cities will vary across ULBs. Information responding to the following questions regarding financing of the projects proposed under AMRUT, in words has been indicated below:

- What is the State contribution to the SAAP? (should be greater than 20 percent, Para 7.4 of AMRUT Guidelines) (150 words)

***As per the Ministry of Finance Circular D.O. No.32/PSO/FS/2015 which was also put forward before the Apex Committee for approval of the SAAP 2015-2016 the funding pattern for Meghalaya was decided at 90:10. Hence the State contribution is 10%.***

- Fill out Table 3.4 at pg.45 of AMRUT Guideline. How the residual financing (over and above Central Government share) is shared between the States, ULBs? (tabular; 200 words)

***As the ULB is not financially strong the ULB share has been decided to borne by the State which is also highlighted in the Table 3.4***

- Fill out Table 3.3 at pg 44 of AMRUT Guidelines. Has any other sources identified by the State/ULB (e.g. PPP, market borrowing)? Please discuss. (tabular; 250 words)

***Under AMRUT there have been no projects identified where in the financial source has been considered through PPP or market borrowing.***

- Whether complete project cost is linked with revenue sources in SAAP? Please describe? (250 words)

***Yes, other revenue sources have been linked with the proposed projects in SAAP like JnNURM for Water Supply and Urban Transport, Swachh Bharat Mission for Sewerage and Septage.***

- Has projects been dovetailed with other sectoral and financial programme of the Centre and State Governments? (250 words)

***Projects taken have been considered after dove tailing projects of other Sectoraland financial program of other Centre and State Governments***

- Has States/UTs explored the possibility of using Public Private Partnerships (PPP), as a preferred execution model? Please discuss. (300 words)

*Private sector participation in urban infrastructure is virtually non-existent in North Eastern states due to the scale of operation consent of land issue and remoteness. Hence PPP for the projects to be taken under AMRUT has not been considered*

- Are PPP options included appropriate Service Level Agreements (SLAs) which may lead to the People Public Private Partnership (PPPP) model? How? (300 words)

**NA**

Table 1.1 Breakup of total MoUD allocation for AMRUT

Name of State: Meghalaya

FY -2016-17

(Amount in Crores)

Opening Balance (Spill Over 2015-16)	Total Central funds allocated to State	Allocation of Central funds for A&OE (@ 8% of Total given in column 1)	Allocation of funds for AMRUT (Central share)	Multiply col. 3 by x3) for AMRUT on col. 4 (project proposal to be three- times the annual allocation - CA)	Add equal (col. 4) State/ULB share	Total AMRUT annual size (cols.2+4+5)
	1	2	3	4	5	6
4.57	7.48	0.64	8	24	2.67	31.88

**Table 1.2.1: Abstract-Sector Wise Proposed Total Project Fund and Sharing Pattern**

Name of State –MEGHALAYA

(Amount in Crores)

Sl. No	Sector	No. of Projects	Centre	State	ULB	Convergence	Others	Total	Remarks
1	Water Supply	1	43.54	18.13	0	0	0	61.67	On-going project under JnNURM Transition Phase excluded from the total
2	Sewerage and Septage Management	2	96.687	10.743	0	0	0	107.43	
3	Drainage	2	1.512	0.168	0	0	0	1.68	
4	Urban Transport	1	1.8	0.2	0	0	0	2	
5	Others (Green Spaces and Parks)	8	2.6415	0.2935	0	0	0	2.935	
6	<b>Grand Total</b>	15	102.641	11.4045	0	0	0	114.045	

**Table 1.2.2: Abstract-Break-up of Total Fund Sharing Pattern**

## State Annual Action Plan (SAAP)

Name of State –MEGHALAYA

FY2016-17

(Amount in Crores)

Sl.No.	Sector	Centre	State			ULB			Convergence	Others	Total	Remarks
		Mission	14th FC	Others	Total	14th FC	Others	Total				
1	Water Supply	0	0	0	0	0	0	0	0	0		
2	Sewerage and Septage Management	27.41	0.00	3.05	30.46	0	0	0	0	0	30.46	
3	Drainage	0.00	0.00	0.00	0.00	0	0	0	0	0	0	
4	Urban Transport	0.00	0.00	0.00	0.00	0	0	0	0	0	0	
5	Others (Green Spaces and Parks)	0.70	0.00	0.08	0.78	0	0	0	0	0	0.78	
6	<b>Grand Total</b>	28.11	0	3.13	31.24	0	0	0	0	0	31.24	

Table 1.3: Abstract-Use of Funds on Projects: On Going and New

Name of State –MEGHALAYA

FY 2016-17  
Amount in Crores

S. No.	Sector	Total Project Investment	Committed Expenditure									Proposed spending during Current Financial Year						Balance carry forward for next Financial Years							
			(if any) from previous year																						
			Centre	State			ULB			Centre	State			ULB			Centre	State			ULB				
				14th FC	Others	Total	14th FC	Others	Total		14th FC	Others	Total	14th FC	Others	Total		14th FC	Others	Total	14th FC	Others	Total		
1	Water supply	61.67	0	0	0	0	0	0	0	43.54	0	18.13	18.13	0	0	0	0.00	0	0.00	0	0	0	0	0	0
2	Sewerage and septage management	107.43	0	0	0	0	0	0	0	27.41	0	3.05	0	0	0	30.46	69.27	0	7.69		0	0	0	0	0
3	Drainage	2.54	0	0	0	0	0	0	0	0	0	0	0	0	0	0	2.286		0.254		0	0	0	0	0
4	Urban Transport	3	0	0	0	0	0	0	0	0	0	0	0	0	0	0	2.7		0.3		0	0	0	0	0
5	Others (Green spaces and parks)	2.94	0	0	0	0	0	0	0	0.70	0	0.08	0.78	0	0	0.78		0	0.169	0.1688	0	0	0	0	0
<b>Grand Total</b>		<b>177.58</b>	<b>0</b>	<b>0</b>	<b>0</b>	<b>0</b>	<b>0</b>	<b>0</b>	<b>0</b>	<b>70.95</b>	<b>0</b>	<b>21.18</b>	<b>18.91</b>	<b>0</b>	<b>0</b>	<b>0</b>	<b>74.25</b>	<b>0</b>	<b>8.413</b>	<b>7.9095</b>	<b>0</b>	<b>0</b>	<b>0</b>	<b>0</b>	<b>0</b>

\*\* Water Supply is an Ongoing project under JnNURM Transition Phase



Table 1.4: Abstract-Plan for Achieving Service Level Benchmarks

Name of State –MEGHALAYA

FY 2016-17

Amount in Crores

Proposed Priority Projects	Total Project Cost (Rs. In Crores)	Indicator	Average Base line	Annual Targets based on Master Plan						REMARKS
				(Increment from the Baseline value)						
				FY 2015-16						
				H 1	H 2	FY 2016-17	FY 2017-18	FY 2018-19	FY 2019-20	
Water Supply	61.67	1. Household level coverage of direct water supply connection in %	76.89%			80	90	95	100	
		2. Per capita quantum of water supplied in LPCD (* including ground water supply)	78 LPCD					135		Details in Annexure 1.4 A

State Annual Action Plan (SAAP)

		3. Quality of water supplied (*only Water Treatment Plant Supply considered)	100 %	100	100	100	100	100	100	
<b>Sewerage and Septage Management</b>	<b>107.43</b>	4. Coverage of latrines (individual or community) %	93.86			95.395	96.93	98.465	100	
		5. Coverage of sewerage network services	0							Details in Annexure 1.4 B
		6. Efficiency of Collection of Sewerage	0				42.44	70.13	100	
		7. Efficiency in treatment	0				42.44	70.13	100	
<b>Others (Green spaces and parks)</b>	<b>2.9</b>	1. Per Person Open Space	15.3 sq. m. per person	15.3	15.3	15.3	15.3	15.3	15.5	Benchmark 10-12 sq. m. per person (As per URDPFI Guidelines)  Assessment through Satellite

State Annual Action Plan (SAAP)

										Imagery/ Aerial Photograph y.
		2. Qualitative Improvement of parks with children and Sr. Citizen friendly facilities	1 park per year			5	1	1	1	Details in Annexure 1.4 C

*2 As per SLB framework for water supply, sewerage, solid waste management and drainage and proposed SLB indicator for urban transport*

*3 Detailed information for arriving at % target against baseline shall be worked out from details provided by Cities so as to arrive at state indicators*

**Table 3.1: SAAP – Master Plan of all projects details to achieve universal coverage during the current Mission period based on Table 2.1 (FYs 2015-16 and 2019-20) (Amount in Crores)**

Sl. No.	Name of ULB (Water supply and Sewerage)	Total number of projects to achieve universal coverage	Estimated Cost	Number of years to achieve universal coverage	Remarks
			(₹ in Crores)		
1	2	3	4	5	
<b>Water Supply</b>					
1	SHILLONG	1	61.67	4	Ongoing project under JnNURM Transition Phase
<b>Sewerage &amp; Septage</b>					
1	SHILLONG	2	107.47	7	
<b>Green Spaces &amp; Parks</b>					
1	SHILLONG	8	2.935	5	
Grand Total		11	172.075		

**Table 3.2: SAAP - Sector Wise Breakup of Consolidated Investments for all ULBs in the State.**

Name of State: Meghalaya

**FY2016-17**  
**(Amount in Crores)**

Name of City	Water Supply	Sewerage and Septage Management	Drainage	Urban Transport	Green Spaces and Parks	Reforms and Incentives	Total Amount
1	2	3	4	5	6	7	8
SHILLONG	-	30.46	0.00	0.00	0.78		31.24
<b>Total Project Investment</b>							
<b>A.&amp;O.E</b>							<b>0.64</b>
<b>Grand Total</b>							<b>31.88</b>

**Table 3.3: SAAP-ULB Wise Source of Funds for All Sectors**

Name of State -MEGHALAYA

FY- 2016-17

(Amount in Crores)

Name of the City	Centre	State			ULBs			Convergence	Other s e.g.	Total
		14th FC	Others	Total	14th FC	Others	Total		A&OE	
1	4	5	6	7	8	8	9	10	11	12
<b>SHILLONG</b>	28.11	-	3.13		-	-	-	-	0.64	31.88
<b>Grand Total</b>	28.11	-	3.13	<b>31.24</b>	-	-	-	-	0.64	<b>31.88</b>



**Table 3.5: SAAP-- State level Plan for Achieving Service Level Benchmarks**

Name of State - MEGHALAYA

FY- 2016-17(Amount in Crores)

Proposed Priority Projects	Total Project Cost	Indicator	Baseline	Annual Targets based on Master Plan (Increment from the Baseline Value)					Remarks	
				FY 2016		FY 2017	FY 2018	FY 2019		FY 2020
				H1	H2					
<b>Water Supply</b>										
Water Supply Projects in 2 AMRUT cities	61.67	Household level coverage of direct water supply connections	76.89 %			80	90	95	100	
		Per capita quantum of water supplied	78 LPCD					135		Please Refer Table 1.4 Annexure 1.4 A
		Quality of water supplied	100%	100	100	100	100	100	100	
<b>Sewerage and Septage Management</b>										
Sewerage and Septage Management Projects in 2 AMRUT cities	107.43	Coverage of latrines (individual or community)	93.86 %			95.395	96.93	98.465	100	
		Coverage of sewerage network services	0							Please Refer Table 1.4 Annexure 1.4 B
		Efficiency of Collection of Sewerage	0				42.44	70.13	100	
		Efficiency in treatment	0				42.44	70.13	100	
Storm Water Drainage		Coverage of Storm water drainage network	100		0	0	40	60	100	Coverage will be only for 3.34 Kms of Drains proposed under AMRUT



**Table 3.6: SAAP- State Level Plan of Action for Physical and Financial Progress**

Name of State –MEGHALAYA

FY- 2016-17(Amount in Crores)

Name of City	Performance indicator	Baseline (as of date)	Mission Target	For the Financial Year 2016-17				Remarks
				For Half Year 1		For Half Year 2		
				Physical Progress to be achieved	Funds to be utilized	Physical Progress to be achieved	Funds to be utilized	
Sector: Sewerage and Septage								
SHILLONG	Septage Management	0%	1No.	15%	0.3	60%	1.2	The plan of action includes unspent balance of 4.56crores (rupees4.11central share and rupees 0.456crore state share) sanctioned during 2015-16.
	1.Septage treatment plant							
	Sewerage							
	1. Procurement of Pipes 16km	0%	44.325km	5.40%	2.39	30.60%	13.53	
	2. Laying of 11.5KmsSewerline including Ancillary Works	0%	44.325km (Covering 5305 HH)		-	25%	11.08	
	3. Side Development of one STP along with construction of bridge, culvert, retaining wall etc.			0%	2STPs	2%	0.19	
Green Spaces And parks	Upgradation and provision of infrastructure and play equipments.		8Nos	30% of parks4	0.23	70% of 4 parks	0.55	
<b>GRAND TOTAL</b>					<b>3.11</b>		<b>28.13</b>	

**Table 4: SAAP - Broad Proposed Allocations for Administrative and Other Expenses**

(Amount in Crores)

Name of State: Meghalaya

S. No.	Items proposed for A&OE	Total Allocation	Committed Expenditure from previous year (if any)	Proposed spending for Current Financial	Balance to Carry Forward			
		(In Cr)		Year	FY-2017	FY-2018	FY-2019	FY-2020
1	Preparation of SLIP and SAAP	0.01	-		0.01			
2	PDMC	0.10	-		0.10			
3	Procuring Third Party Independent Review and Monitoring Agency	0.01	-		0.01			
4	Publications (e-Newsletter, guidelines, brochures etc.)	0.01	-		0.01			
5	Capacity Building and Training		-					
	5.a) CCBP, if applicable -	0.43	-		0.43			
	5.b) Others (Workshop & Seminars)	0.06	-		0.06			
6	Reform implementation	0.02	-		0.02			
7	Others	0.00	-		0.00			
<b>Total</b>		<b>0.64</b>		<b>0</b>	<b>0.64</b>			
<b>Note:</b> Central share will be 0.64 Crores for A&O.E.								

**Table 5.2: SAAP-Reforms Type, Steps and Target for AMRUT Cities FY-2016-2017**

Sl.No	Type	Steps	Implementation Timeline	Target to be set by states in SAAP			
				April to Sep, 2015	Oct, 2015 to Mar, 2016	April to Sep, 2016	Oct, 2016 to Mar, 2017
1	E-Governance	Coverage with E-MAAS (from the date of hosting the software)	24 months				
		Registration of Birth, Death and Marriage,			Software already developed & Submitted for issuance of security certificate		
		Water & Sewerage Charges,			Consultant already engaged		
		Grievance Redressal,		Achieved			
		• Property Tax,			85% accomplished as on 2015. 100% attainment will be met within specified timeline		
		Advertisement tax,					Will be accomplished within stipulated timeline

State Annual Action Plan (SAAP)

		<p>Issuance of Licenses,</p> <p>Building Permissions,</p> <p>Mutations,</p> <p>Payroll,</p> <p>Pension and e-procurement.</p>					
2	Constitution and professionalization of municipal cadre	<p>1. Establishment of municipal cadre.</p> <p>2. Cadre linked training.</p>	24 months				<p>Will be accomplished within stipulated timeline</p> <p>Will be accomplished within stipulated timeline</p>
3	Augmenting double entry accounting	1. Appointment of internal auditor.	24 months	Accomplished			

State Annual Action Plan (SAAP)

4	Urban Planning and City Development Plans	1. Make a State Level policy for implementing the parameters given in the National Mission for Sustainable Habitat.	24 months				Will be accomplished within stipulated timeline
5	Devolution of funds and functions	1. Implementation of SFC recommendations within timeline.	24 months				Will be accomplished within stipulated timeline
6	Review of Building by-laws	<p>1. State to formulate a policy and action plan for having a solar roof top in all buildings having an area greater than 500 square meters and all public buildings.</p> <p>2. State to formulate a policy and action plan for having Rainwater harvesting structures in all commercial, public buildings and new buildings on plots of 300 sq. meters and above.</p>	24 months		Will be accomplished within stipulated timeline		
					However already up to 100 Sq.M, has been made mandatory in the existing Bye Laws		
7	Set-up financial intermediary at state level	1. Establish and operationalize financial intermediary- pool finance, access external funds, float municipal bonds.	24 months				Will be accomplished within stipulated timeline
8	Credit Rating	1. Complete the credit ratings of the ULBs.	24 months	Accomplished			

State Annual Action Plan (SAAP)

9	Energy and Water audit	1. Give incentives for green buildings (e.g. rebate in property tax or charges connected to building permission/development charges).	24 months				Will be accomplished within stipulated timeline
---	------------------------	---	-----------	--	--	--	---

## Milestones carried over to the next FY2016-17 from FY2015-16 to be achieved.

Sl No.	Type	Milestones	Target for the FY2015-16	Target for CFY 2016-17
1	e-governance	2. Publication of e-newsletter, Digital India Initiatives.	Mar-16	Jun-16
		3. Support Digital India (ducting to be done on PPP mode or by the ULB itself).		Sep-16
2	Constitution and professionalization of municipal cadre	1. Policy for engagement of interns in ULBs and implementation.	Sept-16	
3	Augmenting double entry accounting	2. Publication of annual financial statement on website.		Jun-16
4	Urban Planning and City Development Plans	3. Develop at least one children park every year in the AMRUT cities.	Sept-16	
5	Devolution of funds and functions	2. Appointment of State Finance Commission (SFC) and making decisions.	Sept-16	
7(a)	Municipal tax and fees improvement	2. At least 90% collection.	Sept-16	
		4. Post Demand Collection Book (DCB) of tax details on the website.	Sept-16	
7(b)	Municipal tax and fees improvement	2. Make action plan to reduce water losses to less than 20% and publish on the website.	Sept-16	
		5. Achieve full potential of advertisement revenue by making a policy for destination specific potential having dynamic pricing module.	Sept-16	
8	Energy and Water audit	1. Energy (Street lights) and Water Audit (including non-revenue water or losses audit).	Sept-16	
		2. Making STPs and WTPs energy efficient.	Sept-16	
		3. Optimize energy consumption in street lights by using energy efficient lights and increasing reliance on renewable energy	Sept 16	

**Table 5.5: SAAP- Self- Evaluation for Reporting Progress on Reform Implementation**

(Amount in Crores)

**For Financial Year (Last financial year)**

The reform's achievement will be measured every year after the end of financial year by allocating 10 marks for each reform's milestone achieved as against the targets set by the MoUD.

S.No	Year	No of milestones	Maximum Score
1	1 <sup>st</sup> year	28	280
2	2 <sup>nd</sup> year	13	130
3	3 <sup>rd</sup> year	8	80
4	4 <sup>th</sup> year	3	30

**Incentive based grant release calculation:**

The States will be required to fill the following Self-Assessment Form. Step 1: Fill the following table

S.No	Name of ULBs	Maximum Score possible during the year	Score obtained ULB Wise
(1)	(2)	(3)	(4)
1	Shillong Municipal Board	220	150
Subtotal ULB			
	State		
1	Meghalaya	220	150
Subtotal State			
Overall		220	150

*Step 2: Calculate the overall score in percentage obtained by the state (State score plus ULB score).*

*Step 3: Only those States achieving 70 percent and above overall reform score will be considered for incentive.*

*Step 4: If the overall score is greater than 70 percent, the incentive amount will be distributed among the states depending upon the number of ULBs that have achieved a score of more than 70 percent in the state.*



**Table 7.2: Annual Action Plan for Capacity Building**Name of State –**Meghalaya.**

FY- 2016-17

(Amount in Crores)

Sl. No.	Name of ULB	Total numbers to be trained in the current financial year, department wise						Name of the Training Institution (s) identified	No. of Training Programmes to be conducted	Fund Reqd. in current FY (₹ in Crore)
		Elected Reprs.	Finance Dept.	Engineering Dept.	Town Planning Dept.	Admin. Dept.	Total			
1	Shillong Municipal Board	20	10	20	15	10	75	<p>Negotiations with the following empanelled training entities are being taken up by the State Government: -</p> <p>(i). Engineering Staff College of India, Hyderabad</p> <p>(ii). Administrative Staff College of India, Hyderabad</p> <p>(iii). Indian Institute Of Technology(IIT), Kharagpur</p> <p>(iv). Indian Institute of Public Administration (IIPA),New Delhi</p>	5	0.06

## Form 7.2.2 -Fund Requirement for State level activities

Name of State –**Meghalaya.**

(Amount in Crores)

FY- 2016-17

Sl. No.	State Level activities	Total expenditure upto current FY	Unspent funds available from earlier releases	Funds required for the current FY (In Crore)
1	RPMC (SMMU)	0.396	4.43 Cr	0.396
2	UMC			
3	Others (Workshops, Seminars, etc.) are approved by NIUA	0.0		0.06
4	Institutional/ Reform	0		0.02
	<b>Total</b>	<b>0.396</b>	<b>4.43</b>	<b>0.476</b>

## Form 7.2.3 -Total Fund Requirement for Capacity Building

Name of State -Meghalaya

(Amount in Crores)

Sl. No.	Fund requirement	Individual (Training & Workshop)	Institutional/ Reform	SMMU/RPMC/CMMU	Others	Total (In Crore)	Remarks
1	Total release since start of Mission (2015)	-	-	0.396	-	-	5.41Cr under CCBP JnNURM was used to facilitate RPMC/SMMU out of which 4.43 is available.
2	Total utilisation- Central Share	-	-	-	-	-	Since funds were sanctioned only by March 2016, hence there was no utilization apart from the remarks in row 1.
3	Balance available- Central Share	-	-	-	-	-	
4	Amount required- Central Share	-	-	-	-	-	
5	Total fund required for capacity building in current FY 2015-16						

#### 7.2.4 Details of Institutional Capacity Building

a. Is the State willing to revise their town planning laws and rules to include land pooling?

*Due to the prevailing complex land ownership and governance system, land pooling is not contemplated in near future. However, keeping in view the constraint of land availability for developmental projects it is envisaged to evolve suitable mechanism of land pooling in due course.*

b. List of ULBs willing to have a credit rating done as the first step to issue bonds?

*Credit rating of one ULB i.e. Shillong Municipal Board has been completed and mentioned in the reforms in Table 5.2 serial No.8. The rest of five Municipal Boards in the State are too small and their financial status are not in such position for rising capital in the market.*

c. Is the State willing to integrate all work done in GIS in order to make GIS useful for decision making in ULBs?

*Out of the six Municipal Board, GIS works for three municipalities have already been initiated.*

d. Is the State willing to take assistance for using land as a fiscal tool in ULBs?

*Except Shillong and Tura Municipal Boards, rest of the Boards do not have land in their possession. In case of Shillong and Tura Municipal Boards which have small amount of land under their possession have already monetized the same through development of commercial complex and PPP.*

e. Does the State require assistance to professionalize the municipal cadre?

*Yes the state requires assistance to professionalize the municipal cadre*

f. Does the State require assistance to reduce non-revenue water in ULBs?

*Yes State requires assistance to reduce non-revenue water in ULBs.*

g. Does the State require assistance to improve property tax assessment and collections in ULBs?

*Yes the State require assistance to improve property tax assessment and collections in ULBs*

h. Does the State require assistance to establish a financial intermediary?

*Yes the State require assistance to establish a financial intermediary*