

# STATE ANNUAL ACTION PLAN (SAAP) (FY2016-17)



## STATE- GOA



## **TABLE OF CONTENTS**

Checklist – Consolidated State Annual Action Plan of all ULBs to be sent for Assessment by MoUD (as per table 6.2)	3
Minutes of State High Powered Steering Committee (SHPS) Meeting	6
Chapter 1: Project Background and Summary	10
Chapter 2: Review of SAAPs	18
Chapter 3: STATE ANNUAL ACTION PLAN (SAAP)	30
1. Principles of Prioritization	32
2. Importance of O&M	33
3. Reform Implementation	34
4. Annual Capacity Building Plan	35
5. A&OE	36
6. Financing of Projects	37
Chapter 4: TABLES:	39

**Checklist – Consolidated State Annual Action Plan of all ULBs to be sent for Assessment by MoUD (as per table 6.2)**

S.No.	Points of Consideration	Yes/No	Give Details
1.	Have all the Cities prepared SLIP as per the suggested approach?	Yes	Universal coverage of Water supply and Sewerage/ septage is given priority. However, due to on-going projects and commitment from PWD for 100% coverage water supply throughout the city, next Service Level Benchmark has been consider and the gap of sewerage is minimal at this stage due to various ongoing projects. Therefore, Non-motorised transport is given top priority.
2.	Has the SAAP prioritized cities for investment as per priority sectors and gap assessment?	Yes	Corporation of City of the Panaji (CCP) area in Panaji, being the only selected city in Goa, projects have been prioritised as per ongoing projects and requirements of the city in line with AMRUT guidelines.
3.	Is the indicator wise summary of improvements proposed (both investments and management improvements) by State in place?	Yes	As per requirement, indicator wise improvement proposal for investment and management (both) has been considered.
4.	Have all the cities under Mission identified/done baseline assessments of service coverage indicators?	Yes	Baseline assessment of service coverage has been done for the selected city i.e. Corporation of

			the City of Panaji
5.	Is the SAAP derived from an approach towards meeting Service Level Benchmarks agreed by Ministry for each Sector?	Yes	SAAP has been prepared to meet Service Level Benchmark as agreed by ministry for each Sector.
6.	Is the investment proposed commensurate to the level of improvement envisaged in the indicator?	Yes	The proposed investment matches with Service Level Improvement envisaged in the indicator.
7.	Are State Share and ULB share in line with proposed Mission approach?	Yes	The State share has been planned in the line of Proposed mission approach and there is no contribution from ULB
8.	Is there a need for additional resources and have state considered raising additional resources (State programs, aided projects, additional devolution to cities, 14th Finance Commission, external sources)?	Yes	Efforts are being made to mobilize additional financial resources through VGF,IIF, ADB assistance, Swacch Bharat Mission, Smart Cities, etc.
9.	Does State Annual Action Plan verify that the cities have undertaken financial projections to identify revenue requirements for O&M and repayments?	Yes	The cost of O&M charges will be borne by the State. Additional fund will be required for O&M and repayment shall be worked out while preparing DPR.
10.	Has the State Annual Action Plan considered the resource mobilization capacity of each ULB to ensure that ULB share can be mobilized?	Yes	Current Financial condition of ULB has been considered while preparing SAAP. If required, additional funds shall be raised through financial institutions and other sources.
11.	Has the process of establishment of PDMC been initiated and completed?	Yes	The process for establishment of PDMC has been completed and

			has been approved by SHPSC.
12.	Has a roadmap been prepared to realize the resource potential of the ULB?	Yes	The resource potential of ULB has been considered. If the ULB is financially weak, alternate fund sources will be arranged by the State.
13.	Is the implementation plan for projects and reforms in place (Timelines and yearly milestones)?	Yes	The timelines and milestones has been set for achieving the reforms under scheduled period.
14.	Has the prioritization of projects in ULBs been done in accordance with para 7.2 of the guidelines?	Yes	Prioritization has been done in accordance with para 7.2 of Mission guidelines by the ULB and taking into account ongoing projects in the city.



**State Mission Director**

**Minutes of State Level High Powered Steering Committee Meeting (SHpsc)**
**MINUTES OF 2<sup>nd</sup> STATE HIGH POWERED STEERING COMMITTEE (SHpsc) FOR AMRUT MISSION, GOA HELD AT 12.00 P.M. ON 26<sup>th</sup> MAY 2016 AT SECRETARIAT BLOCK, PORVORIM, GOA**

The following members attended the 2<sup>nd</sup> SHpsc meeting for AMRUT:

Shri. R. K. Srivastava Chief Secretary / Chairman (SHpsc)	Chairman
Shri Sidharth Kuncalienker, Hon'ble MLA, Panaji	Special Invitee
Shri Virendra Kumar, Secretary (Housing)	Member
Shri P.S. Reddy, Secretary (Environment & Forests)	Member
Shri Dipak Dessai, Mission Director – AMRUT/ Commissioner, CCP	Member
Shri Sanjit Rodrigues, Managing Director, GSIDC	Special Invitee
Shri Sudhir Mahajan, Secretary (Urban Development)	Member Secretary

The State High Powered Steering Committee for AMRUT, Goa was convened on the 26<sup>th</sup> May 2016 in the Office of the Chief Secretary, Government of Goa.

At the outset, The Chairman welcomed all members for the meeting.

**Key decisions taken include:**

**Agenda item No.1: Ratification of Meeting Minutes for State Level Technical Committee (SLTC) held dated 25<sup>th</sup> May 2016.**

It was informed to the Committee that the Detailed Project Reports (DPRs) of the projects in various thrust area proposed in the State Action Annual Plan (SAAP) for F.Y. 2015-16 were presented to SLTC members in the meeting held on 25<sup>th</sup> May 2016 and informed that all projects that were presented were unanimously approved by SLTC. Further, the SHPSC members were presented with the minutes of the SLTC which they ratified.

The Chairman, SHPSC directed GSIDC to move the Expenditure Finance Committee (EFC) for all the approved projects that may require EFC Clearance as per the State General Finance Rules.

The SHPSC ratified the Minutes of SLTC meeting held on 25<sup>th</sup> May 2016.

**Agenda item No.2: Approval of the State Annual Action Plan (SAAP) for the Current Financial Year 2016 – 2017**

It was informed to the Committee that the State Annual Action Plan (SAAP) for F.Y. 2016-17 put up before the Committee along with proposed projects for this current F.Y. 2016-17. The amount of Central Assistance for which SAAP is being submitted by Government of Goa is 34.80 crores.

The State, as per AMRUT Mission Guidelines will contribute a matching equal share i.e 34.80 crores. On recommendation by SHPSC, the SAAP will be forwarded to the National Apex Committee, Ministry of Urban Development, and Government of India for approval. The Chairman directed that budgetary provision should be made for the matching State

contribution for the Mission and the Special Secretary (Budget) should accordingly be informed to ensure necessary compliance.

After detailed deliberation, the SHPSC accorded its approval of the SAAP for F.Y. 2016-2017 for submission to MoUD, GoI to be presented to the Apex Committee for AMRUT.

It was brought to the attention of the SHPSC that as per Government Notification dated 17<sup>th</sup> March 2016, GSIDC has been designated as the State Mission Management Unit (SMMU) for effective management and implementation of Smart City & AMRUT Missions.

As resolved by in its Council Meeting Minutes dated 24<sup>th</sup> November 2015, CCP has transferred the project of AMRUT because of technical capabilities and manpower available with GSIDC. As the AMRUT Mission envisages providing basic and essential services to improve quality of life for all, the Mission needs to be carried out successfully without any hindrance. It was noted that the State Government is funding 50% of the project cost without any contribution from the ULB, as such the decision of the State Government on the executing agency will be final and binding, so as to execute the project in a time bound manner. On approval of the State Action Annual Plan (SAAP) for F.Y. 2016-17 by Apex Committee of AMRUT, MoUD, the proposed project DPRs would be presented to the State Level Technical Committee (SLTC) after concurrence of the ULB.

**Agenda item No.3: Any other matters with the permission of the Chairman**

**Reforms accomplishment and incentive claims under AMRUT for FY 15-16.**

The Chairman, SHPSC reiterated that Reforms accomplishment is one of the most critical factors in achieving Urban Governance.



The Commissioner, CCP was apprised that 21 of the 28 reforms milestones need to be achieved in FY 15-16 to claim 10% incentives with verifiable/measurable indicators supported by necessary documentary evidence to MoUD latest by 30<sup>th</sup> May, 2016 without fail. The deadline for the said reforms submission stand as 26<sup>th</sup> May, 2016 as they will need to be submitted to MoUD by 30<sup>th</sup> May, 2016 in spiral bound hard copies as one document, pages numbered so that all annexures can be located in one place. The Chairman directed Commissioner, CCP to ensure the deadline is met for claiming the incentives for the State.

The Chairman wished success for the approval of Goa SAAP and directed the Mission Director to keep the SHPSC informed on the approval of the SAAP and steps forward.

The Chairman also congratulated Panaji City for winning the Fast Track Smart City Competition and appreciated the efforts of GSIDC in ensuring the win for this challenge and wished success for speedy implementation of the Smart City Mission.

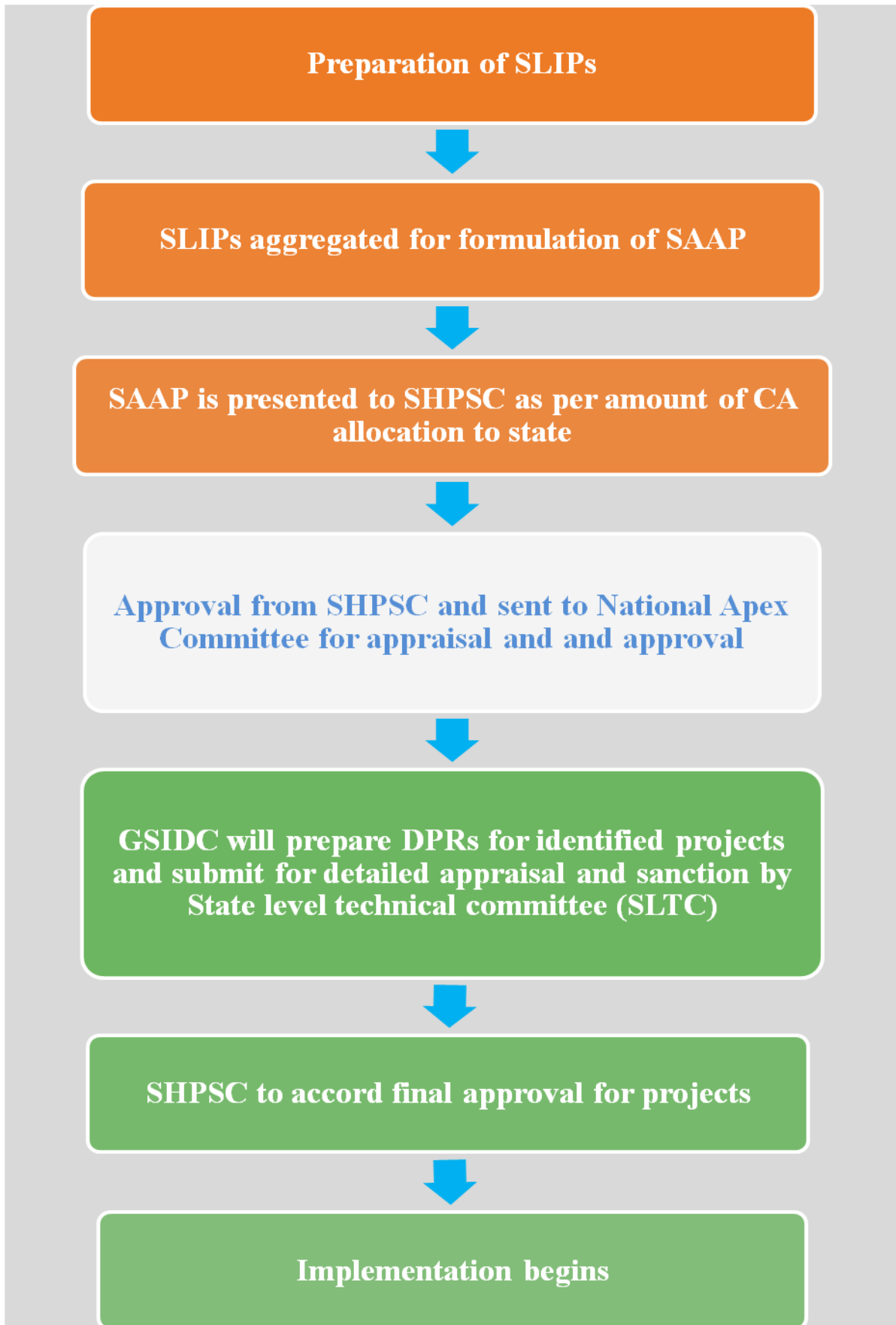
## CHAPTER 1: PROJECT BACKGROUND AND SUMMARY

**Provide brief description of AMRUT Mission as applicable to your State, thrust areas under mission, coverage of cities under mission, program management structure and funding allocation.(Two pages)**

Atal Mission for Rejuvenation and Urban Transformation (AMRUT) was launched on the 25th June, 2015 by the Ministry of Urban Development (MoUD), Government of India with the aim to provide basic services to households and build amenities in urban areas to improve the quality of life for all the residents, especially the poor and disadvantaged. Five Hundred cities having population of more than 1 Lakh and some cities situated on stems of main rivers, a few capital cities and important cities located in hilly areas, island and tourist areas will be benefitted by the mission. Goa has been allocated 1 city i.e., Panaji, the capital of Goa state as AMRUT City. The objectives of AMRUT are in line with a project approach system to ensure basic infrastructure services relating to the following:-

- Ensure that every household has access to a tap with assured supply of water and a sewerage connection.
- Increase the amenity value of cities by developing greenery and well maintained open spaces (e.g. parks) and, reduce pollution by switching to public transport or constructing facilities for non-motorized transport (e.g. walking and cycling)

In AMRUT, MoUD has changed the tradition to give project-by-project sanctions. MoUD will not appraise individual projects. It is link to promotion of urban reforms such as e-governance, constitution of professional municipal cadre, devolving funds and functions to urban local bodies etc. This has been replaced by approval of the State Annual Action Plan once a year by the MoUD and the States have the flexibility of constructing and designing projects to suit their identified needs. Besides these, sanctions and approval of projects at their end will be made possible in AMRUT. Government of India will provide 50 per cent of the project cost to the cities less than 10 Lakh and 1/3rd of the project cost to the cities having a population of more than 10 Lakhs. Central assistance will be released in three instalments in the ratio of 20:40:40 based on achievement of milestones indicated in State Annual Plans.



**AMRUT MISSION FLOW CHART**

The mission will focus on following thrust areas:

- Water Supply,
- Sewerage facilities and septage management,
- Storm Water drains to reduce flooding (landslide, sinking area etc. for hilly cities)
- Pedestrian, non-motorized and public transport facilities, parking spaces,
- Enhancing amenity value of cities by creating and upgrading green spaces, parks and recreation centres, especially for children.

(O&M of 5 years will be included in the scheme)

Cooperative Federalism and Improvement in Service Delivery are the attributes of the Mission. By this, Government of India is giving the freedom to the states as well as ULBs to design and implementation of proposed work. Government of India focus on infrastructure that leads to delivery of services to citizens. For this, they have incentivised the urban reforms & provisioned individual and institutional capacity building programs.

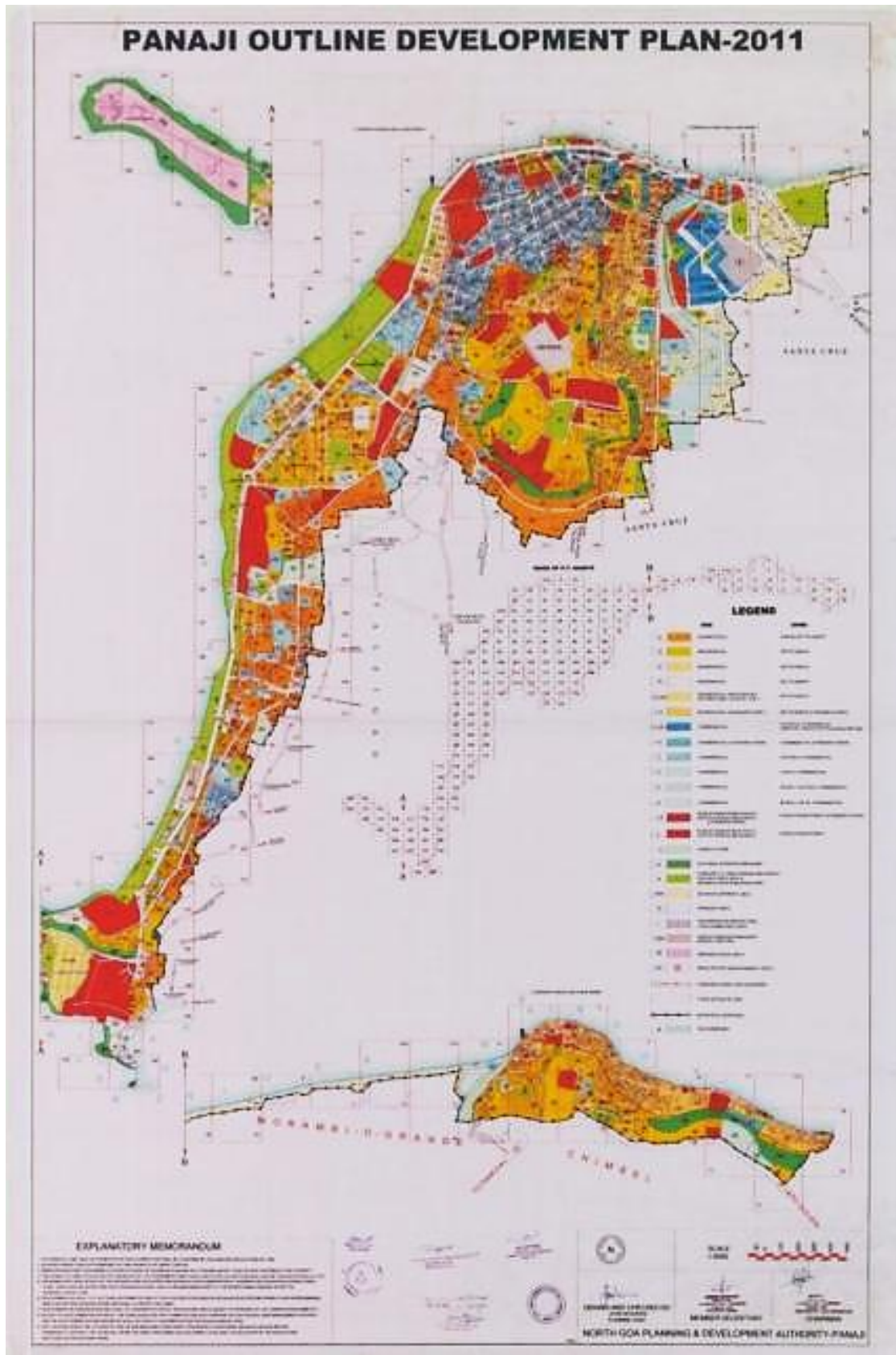
### **Goa AMRUT Mission City: Panaji**

Ministry of Urban Development has selected the capital city i.e. Panaji in the State of Goa. Panaji is the capital of Goa and the headquarters of North Goa district. It is the centre of socio-economic and political existence of the state. It is a city with great heritage values and is gradually assuming increasing eminence among the cities of the world. The Capital city is located on the banks of Mandovi River and is bound by the Rua de Ourem creek on the East that has been artificially trained to flow along its east side, the Mandovi river on the North, the hillock of Altinho on the south east and the St. Inez Creek and Taleigao village on the west. The area of the city is approximately 8.12 Sq. Km. with a population of around 40017 and floating population of 1, 50,000 Per annum.

## City Profile Snapshot:

City Area	8.12 Km <sup>2</sup>
Population	59,066 (2011 Census – provisional data)
Population density	7,274/km <sup>2</sup>
Nearest Railway Station	Local- Karmali Railway Station (~ 12.80 km)
Nearest Airport	Dabolim Airport (~ 31 km)
Access Roads	NH-17 Edapally- Panvel Highway
Latitude	15° 49' 30" N
Longitude	73° 81' 80" E
Elevation	7 m (23 ft.) from sea level
Temperature	Tropical monsoon climate generally hot in summer and equable in winter. During summers (from March to May) the temperature reaches up to 32 °C and in winters (from December to February) it is usually between 31 °C and 23 °C.
Humidity	Varies from 67% to 89% throughout year, max. during monsoon period.
Rainfall	The monsoon period is from June to September with heavy rainfall and gusty winds.
Annual Average Rainfall	2926 mm (115.19 inches).
Basic wind speed	39 m/s.
Seismic Zone	Zone III

## Outline Development Plan, Panaji, 2011



Corporation of the City of Panaji was constituted in the year 2003. The organizational set up of Corporation of the City of Panaji comprises of elected wing and administrative wing. The Elected Members of the CCP comprises of the Mayor, Deputy Mayor and councillors representing each of the 30 wards. The Deputy Mayor assists the Mayor in his duties and is elected from among the councillors. The term for both the Mayor and Deputy Mayor is one year. One MLA represents the Constituency of Panaji and one MP represents the North-Goa District.

Panaji is progressing towards a holistic revitalization, world class infrastructure upgrading and aesthetic renewal for it to distinctly emerge in India as well as Global context with a distinct international feel. Urban transformation of Panaji city has nearly stabilised but the city is experiencing a phenomenal increase in the growth of floating population on account of increased tourist inflows resulting in many areas of Panaji slowly getting transformed into specialised centre of functions like malls, hotels, multiplexes, restaurants and shops catering to tourists. Thus, it can be understood that this city is driven by new specialised functions and still demanding facilities for their specialised functions without compromising the historical fabric of the city.

To meet the major problems and to bridge the gap as analysed in SLIPs in AMRUT Mission Thrust areas, the AMRUT City is expected to have a tremendous improvement in the quality of life after implementation of the Mission along with the on-going projects specially in the sector of Water Supply, Septage Management & Bio-digester, Development of Drains and Roadside Drains, Urban Transport and Creation of Green Space & Parks.

## **Service Inadequacy**

AMRUT mission strives to achieve universal coverage in water supply and sewerage sectors as a priority. The ULB has already carried out its analysis and have proposed projects in both sectors. While water supply scheme for Panaji city is already underway through state funding, sewerage projects have been planned to be taken up in the next financial years. These projects are in line with the requirements and will achieve the indicators as outlined in the mission.

AMRUT also envisages that once universal coverage in water supply and sewerage is fulfilled, infrastructures to support non motorised transport and drainage problems would be encouraged. Panaji has conducted several citizen and focus group discussions for

prioritisation of projects which showed mobility and Non motorised transport infrastructure as a major area of concern. Given the small scale, narrow roads and heritage nature of the city, NMT can be a very effective form of mobility especially for ensuring last mile connectivity. Mobility conditions of the city can be improved substantially with investment in improvement of NMT facilities. It will also boost tourism which is the backbone of the city's economy.

Hence, the SAAP for this financial year has prioritised projects under Urban Transport and NMT. This is also in line with the National Mission for Sustainable Habitat which list 'walk' and 'cycle' as the first two of its eight principles.

### **Management Of The Mission**

Panaji has identified projects with the help of stakeholder Consultation process and the ULB and concerned Departments were aligned to prepare the Service Level Improvement Plans (SLIPs) as per the specified guidelines on MoUD format. These SLIPS have been aggregated to form State Annual Action Plan. The prepared SAAP is submitted to State Level High Powered Steering Committee (SHPSC) for consideration and approval. With the recommendation of SHPSC, SAAP will be sent to Apex Committee for approval.

Corporation of the City of Panaji will be responsible for the management and implementation of the Mission.

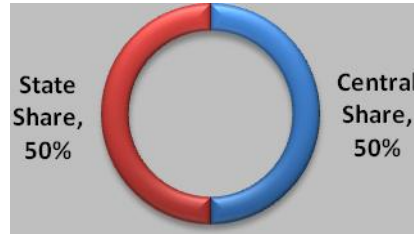
### **Funding Pattern**

After approval, Annual Central Assistance will be released in three instalments i.e. 20:40:40 and the funding pattern is 50 (Central share): 50 (State Share)

- 1st instalment on approval of SAAP by the Apex Committee.
- 2nd and 3rd instalments on receipt of 75% utilization of fund and meeting 'Service Level Benchmark' as per the guidelines.



### Total Fund Sharing in AMRUT



### Sector-wise Fund Sharing (Rs in Crores)

Sector	Central Share	State Share	Total
Water Supply	0.00	0.00	0.00
Sewerage & Septage Management	5.25	5.25	10.50
Drainage	0.00	0.00	0.00
Urban Transport	28.00	28.00	57.36
Green Spaces and Parks	0.87	0.87	1.74
<b>Total</b>	<b>34.80</b>	<b>34.80</b>	<b>69.60</b>



## CHAPTER 2: REVIEW OF SAAPS

The state is required to prepare SAAP every year and get it approved by the Apex Committee. Before preparing the current year's SAAP, a key requirement is to review the performance of the approved SAAP of the previous years. This chapter reviews the performance of the implementation of the past SAAPs on key themes in the AMRUT Guidelines.

### Project Progress

In this section the physical and financial progress is reviewed. Please complete the following table and respond to the questions.

Sr. No	ULB	Approved SAAP		DPR (Y/N)	SLT C (Y/N)	Work Order (Y/N)	Implementation Progress		Amount disbursed till date
		Project name	Amount in Cr				Physical (%)	Financial (%)	
<b>Water Supply sector</b>									
1.	CCP	Renovation of old and damaged pipelines in Mala and Altinho area.	0.36	No	No	No	0.00	0.00	0.00
<b>Sewerage sector</b>									
2.	CCP	Providing, Installing and Commissioning of Vacuum sewer network along with house connection for low lying areas in Panaji City with 5 years of Operation & Maintenance	7.71	Yes	Yes	No	0.00	0.00	0.00

Urban Transport									
1	CCP	Beautification and pedestrianisation of Café Bhosle square.	8.21	Yes	Yes	No	0.00	0.00	0.00
2		Rejuvenation of Mandovi River Promenade from Children's Park to Youth Hostel Miramar.	12.23	Yes	Yes	No	0.00	0.00	0.00
3		Rejuvenation and Redevelopment of Internal Lanes of Mala	3.60	Yes	Yes	No	0.00	0.00	0.00
4		Rejuvenation of Clusters of Lanes of Althino Steps	3.80	Yes	Yes	No	0.00	0.00	0.00
5		Beautification of the Beach Front Promenade at Miramar	12.54	Yes	Yes	No	0.00	0.00	0.00
6		Refurbishment of pedestrian bridge linking central library and creek	2.94	Yes	Yes	No	0.00	0.00	0.00
7		Development of the	2.78	Yes	Yes	No	0.00	0.00	0.00

		Walkway along Central Library Side of the Creek							
8		Pedestrian Bridge linking Central Library and Creek	3.87	Yes	Yes	No	0.00	0.00	0.00
<b>Green Spaces &amp; Parks sector</b>									
1	CCP	Beautification and Upgradation of Azad Maidan square	1.40	Yes	Yes	No	0.00	0.00	0.00

- **Have DPRs been prepared for all projects approved earlier? If not then which are the projects for which DPR is pending and why? (500 words)**

Yes. DPR has been prepared and approved for all the projects. Water supply sector projects i.e. Renovation of old and damaged pipelines in Mala and Altinho area DPR is under process and will be presented to SLTC shortly.

- **What is the plan of action for the pending DPRs? (300 words)**

PWD (Water supply) is engaged in preparation of DPR for Water supply upgradation worth Rs 36 lakhs. DPR will be presented to SLTC shortly.

- **How many SLTC meetings had been held in the State? How many DPRs have been approved by the SLTC till date? (250 words)**

Only one SLTC meeting had been held in the State. 10 DPRs out of 11 DPRs have been approved by SLTC till date.

- **By when will the pending DPRs be approved by the SLTC and when will implementation start? (250 words)**

By 1<sup>st</sup> week of June 2016 the pending DPR will be approved by SLTC and implementation will be done immediately.

- **Based on the identification of delayed projects and the reasons for slow physical progress, what is the plan of action to speed-up the projects? (300 words)**

The SAAP for Goa was approved in the 7<sup>th</sup> Apex Committee Meeting held on 23<sup>rd</sup> February 2016 and subsequently, all the DPRs were prepared by GSIDC and PWD (in case of PHE) and were approved by SLTC on 25<sup>th</sup> May 2016. The work is expected to be tendered by 1<sup>st</sup> week of June and implementation is going to be in phase wise manner as per schedule.

- **How much amount has been utilized and what is the percentage share of the funding agencies? Are there any deviations from the approved funding pattern approved by the Apex Committee? (tabular form and 500 words)**

Nil

- **List out the projects where release of funds to ULBs by the State was delayed?**

All projects which has been proposed in F.Y. 2015-16

- **In how many ULBs implementation was done by agencies other than ULBs? Was a resolution taken from all ULBs? (tabular and 200 words)**

All projects which has been proposed in F.Y. 2015-16 has been done by agencies.

- **List out the projects where the assessed value approved by the Apex Committee was greater than the tendered value and there was a saving? Was this addressed by the HPSC in the present SAAP? (tabular and 200 words)**

Not applicable since work is not tendered yet.

- **List out the number of city-wise projects where the second and third installments were claimed. (Tabular form).**

Not applicable.

- **List out the city-wise completed projects. Was the targeted benchmark achieved? Explain the reasons for non-achievement (tabular form and 400 words)**

Nil.

- **List out the details of projects taken up in PPP model. Describe the type of PPP (tabular; 300 words)**

Not applicable.

- **List out and describe any out-of-the-box initiatives/Smart Solutions/resilience used/incorporated in the projects under implementation. What is the nature of the innovation in the projects? (tabular; 300 words)**

Most of the project has built in resilience components has factors such as soil erosion, sea level rise and protection of eco-sensitive coastal areas. The state is in process of formulating climate resilience policy to ensure that all future infrastructures that is built up is designed as climate resilient.

## Service Levels

The focus of AMRUT is to achieve service level benchmarks, such as universal coverage in water supply, sewer connections, and so on. In the approved SAAPs, the States/ULBs have targeted the benchmark of universal coverage. The SAAP has to review the progress towards targets set by the States/ULBs to move towards achievement of universal coverage, etc. Please complete the following table and respond to the questions based on the table.

Sector	Name of City	Service Level Benchmark	SAAP Baseline (as in 2015)	SAAP Mission Target	For the last Financial Year	
					Target upto beginning of current FY	Achievement upto beginning of current FY
Water supply	Panaji	Reduction in NRW	34%	20%	30%	Projects yet to be implemented
Sewerage		Efficiency of Collection of Sewerage	90%	100%	97%	
Storm water drainage		Incidence of water logging	<25%	<20%	<24%	
Urban Transport		Improvement in NMT	0%	100%	20%	

- **In how many projects, city-wise, have targets not been achieved? What is the Plan for Action to achieve the targets? (tabular form; 500 words).**

All proposed projects in various thrust area, targets are not been achieved. The plan of action to archive the target is to tender the work and appointment of contractor for execution of work.

- **What are the status of the ongoing DPR preparation and the plan of action for the pending DPRs? (300 words)**

DPRs in Urban Transport sector, Green spaces & parks sector and sewerage sector has been approved by SLTC and HPSC respectively. The plans of action for pending DPR of water supply sector is place to before SLTC meeting and get approved.

- **How many SLTC meetings had been held in the State? How many DPRs have been approved by the SLTC till date? (250 words)**
- Only one SLTC meeting had been held in the State. 10 DPRs out 11 DPRs have been approved by SLTC till date.

## Capacity Building

There are two types of capacity building – individual and institutional. The Apex Committee had approved the annual capacity building plan and the SAAP of the current year has to review the progress of the capacity plan. Please fill out following table and answer the questions.

Sl No	Name of ULB	Name of Department	Total number to be trained in Mission period	Target to be trained during the previous Financial Year	Number fully trained during the previous Financial Year	Name training institute
1	CCP	Elected Reps	31	31	Training is expected to being from F.Y. 2016-17 onwards	Centre for Science & Environment, New Delhi,
		Finance Dept	5	5		
		Engg. Dept	7	7		
		Town Planning Dept	1	1		

		Admin Dept	10	10		Indian Institute of human Settlements (IHS), Bengaluru, Indian Institute of Technology (IIT), Kharagpur, World Resource Institute (WRI) India
--	--	------------	----	----	--	---

- **In how many departments was training completed as approved in the SAAP of the last Financial Year? In how many departments was training partially done and in how many departments training not done at all? Please give reasons (300 words)**

Since SAAP was approved in last quarter F.Y. 2015-16 and the Training Needs Assessment (TNA) was completed after that, therefore it is expected that training with all empanelled institute will be in current F.Y. 2016-17.

- **List out the training institutes that could not complete training of targeted functionaries. What were the reasons and how will this be avoided in future? (tabular; 300 words)**

Not applicable

- **What is the status of utilization of funds? (250 words)**

Funds are awaited from State Government.

- **Have the participants visited best practice sites? Give details (350 words)**

Not applicable

- **Have the participants attended any national/international workshops, as per guideline (Annexure 7)? (350 words)**



Not applicable

- **What is the plan of action for the pending activities, if any? (400 words)**

All MoUs have been received by State Government and has been processed for approval.

## Reforms

According to Guideline 4.3, incentives of previous year will be given at the start of succeeding year, for which States are required to do a self-assessment, on receipt of which incentives will be awarded. A key requirement to claim incentives is to achieve at least 70 per cent Reforms for that year. Some of the criteria to be considered while doing the assessment are as follows:

S.No	Reform Type	Milestones	Target for the last FY	Achievement for the last FY	Number of ULBs achieved 70 percent	Number of ULBs not achieved 70 percent
1.	Reform of F.Y. 2015-16	28 milestone	22 milestone	22 milestones	01	-

- **Have the Reform formats prescribed by the TCPO furnished?**

Yes

- **Did the State as a whole complete 70 percent of Reforms? If, yes was the incentive claimed? (100 words)**

Yes. The incentive has been claimed.

- **What was the amount of incentive claimed? How was it distributed among the ULBs and what was it used for? (tabular; 300 words)**

The claims for last F.Y. 2015-16 will be submitted as per stipulated deadline as 30<sup>th</sup> May 2016 and as per directives of MoUD the incentive claims will be disbursed with SAAP allocation of current F.Y. 2015-16. It will be used for upgradation and development of heritage infrastructure of the City.

- **What is the status of Reforms to be completed in the Mission period? Has advance action been taken and a Plan of Action prepared? (500 words)**

In its SHPSC meeting dated 26<sup>th</sup> May 2016, the Chief Secretary/Chairman directed Commissioner to ensure that all targets to be accomplished in F.Y. 2016-17 must be achieved within stipulated timeframe. Among the 28 milestone reforms of F.Y. 2015-16, 22 milestone reforms were already achieved. The Chief Secretary further directed to ensure 6 milestone reforms to be accomplished and State Government has to be appraisal periodically on them.

- **Give any instances of innovation in Reform implementation. (300 words)**

Goa being the smallest state in the country has several challenges in ensuring the accomplishment of reforms several functions related to decentralized urban governance has not been able to transfer to the Urban Local Bodies (ULB). The State Mission Directorate (SMD) is increasingly exploring options to ensure this devolution of powers take place.

## Use of A&OE

- **What are the items for which the A&OE has been used? (tabular; 250 words)**

Nil

- **Are the items similar to the approved items in SAAP or there is any deviation? If yes, list the items with reasons (tabular; 300 words)**

Not Applicable.

- **What is the utilization status of funds? (tabular; 250 words)**

Post tendering process, the utilization certificate will be sent to GoI.

- **Has the IRMA been appointed? What was the procedure followed?(250 words)**

No

- **If not appointed, give reason for delay and the likely date of appointment (100 words)**

The SLTC has approved the projects on 25<sup>th</sup> May 2016 and the appointment process of IRMA will be in post tendering stage.

- **Have you taken up activities connected to E-Municipality as a Service (E-MAAS)? Please give details. (250 words)**

No. however, options will be explored as E-mass is a major reform under F.Y. 2016-17.

- **Have you displayed the logo and tagline of AMRUT prominently on all projects? Please give list. (tabular; 100 words)**

Yes.

- **Have you utilised the funds on any of the inadmissible components (para 4.4)? If yes, give list and reasons. (tabular; 350 words)**

No

## Funds Flow

One reason for project delay has been delayed release of funds. In the following table indicate the status of funds release and resource mobilization.

S.No	City name	Project name	Funds flow							
			GoI		State		ULB/Others		Total funds flow to project	Total spent on project
			Approved amount	Disbursed	Approved amount	Disbursed	Approved amount	Disbursed		
<b>Not Applicable</b>										

- **In how many projects, city-wise, has the full funds been sanctioned and disbursed? (tabular form; 500 words)**

Projects have been sanctioned. Currently waiting for the transfer of funds from State Government.

- **Identify projects where delay in funds release led to delay in project implementation? (300 words)**

Projects have been sanctioned. Currently waiting for the transfer of funds from State Government.

- **Give instances of doing more with less during implementation. (400 words)**

GSIDC as parastatal is specialized infrastructure development agency of the State. The Corporation is currently executing the projects worth several thousands of crores boosting the economic development. several administrative costs are being taken care by GSIDC because of them.

## **Funds Disbursements And Conditions**

- **How many project fund request has been made to the GoI? (250 words)**

Funds have been requested for 11 projects (As a part of SAAP F.Y. 2015-16)

Sl. No.	Sector	No of Projects	Centre	State	ULB	Total Amount
1	Water Supply	1	0.18	0.18	-	0.36
2	Sewerage & Septage Management	1	3.855	3.855	-	7.71
3	Drainage	0	0.00	0.00		0.00
4	Urban Transport	8	24.985	24.985		49.97
5	Green Spaces and Parks	1	0.70	0.70		1.40
<b>Grand Total</b>		<b>11</b>	<b>29.72</b>	<b>29.72</b>		<b>59.44</b>

- **How many installments the GoI has released? (250 words)**

One.

- **Is there any observation from the GoI regarding the claims made? (350 words)**

No.

- **List out the conditions imposed by the Apex Committee, State HPSC and the SLTC. Have all the conditions been complied with? If, no identify the conditions not complied with and give reasons for non-compliance. (tabular; 500 words)**

No conditions were imposed.

### CHAPTER 3: STATE ANNUAL ACTION PLAN (SAAP)

The SAAPs are aggregated from the SLIPs. Please fill out the Master Plan of projects (Table 3.1; pg.43) and the state level plan for achieving service levels (Table 3.5; pg.46 of AMRUT Guidelines).

Also, in the table below please give the details of the projects sector wise that are being posed for approval to the Apex Committee.

City name	Project name	Estimated cost and share in Cr				Change in service levels		
		GoI	State	ULB/ Others	Total	Indicator	Existing	After project completion
<b>Sewerage Sector</b>								
Panaji	Sewerage Network in Ribandar area	4.50	4.50		9.00	-	-	-
	Sewage Pumping installation at Panjim City	0.75	0.75		1.50	-	-	-
<b>Urban Transport Sector</b>								
Panaji	Pedestrian bridge linking New Buisness District (Patto) to the older part of City	2.90	2.90		5.80	-	-	-
	Foot Bridge over Chimel Creek and Development of Surrounding area	2.31	2.31		4.62	-	-	-
	Development							

	& Improvement of Ribandar Fishermen's Jetty	4.00	4.00		8.00	-	-	-
	Semi-Pedestrinization of 18th June Road from church square area to caculo island	4.99	4.99		9.98	-	-	-
	Semi-Pedestrinization of Atmaram Borkar Road from church square area (near Vivanta) to caculo island	4.09	4.09		8.19	-	-	-
	Semi-Pedestrinization of MG ROAD from Old secretariat to caculo island	4.61	4.61		9.22	-	-	-
	Beautification and pedrestriation of church square	4.35	4.35		8.71	-	-	-
	Development of Altinho steps	1.42	1.42		2.84	-	-	-
<b>Green Spaces &amp; Parks Sector</b>								
Panaji	Beasutificati on of Caranzalem children's park	0.87	0.87		1.74	-	-	-

## 1. Principles of Prioritization

Under this section states will prioritize and recommend projects for selection under AMRUT (AMRUT Guidelines; para 7). The States will identify project based on gap analysis and financial strength of ULBs. While prioritizing projects, please provide information responding to the following questions, in words, not more than as indicated against each question:

The state has prioritized and recommended projects for selection under AMRUT (AMRUT Guidelines; para 7). The State has identified projects based on gap analysis and financial strength of concerned departments and choose those area in the first year that have prospect in people's immediate needs and importance, in provision basic urban services. However, while prioritizing new projects, Non-Motorized Transport has been given top priority.

- **Has consultation with local MPs/ MLAs, Mayors and Commissioners of the concerned ULBs been carried out prior to allocation of funding? Give details of dates and number of participants (tabular; 250 words)**

A number of sessions has been organised with various stakeholders such as PWD, Electricity Department, Directorate of Transport, Directorate of Fisheries and several other line Departments to formulate the SAAP F.Y. 2016-17.

- **Has financially weaker ULBs given priority for financing? Please give list.(200 words)**

Not Applicable.

- **Is the ULB with a high proportion of urban poor has received higher share? Please give list. (250 words)**

Not Applicable.

- **Has the potential Smart cities been given preference? Please give list (200 words)**

Yes, Panaji has been selected for preparation of smart city proposal under Smart City Mission and also the only selected city under AMRUT Mission. While preparing SAAP, the same has been kept in consideration and infrastructure gaps have been taken on priority.



- **What is the quantum of Central Assistance (CA) allocated to the State during 2016-17? (100 words)**

The quantum of Central Assistance (CA) allocated to the State during 2016-17 will be 34.80 cr.

- **Has the allocation to different ULBs within State is consistent with the urban profile of the state? (260 words)**

Panaji is the only ULB selected for funding, hence it is not applicable.

## 2. **I**mportance **O**f **O**&**M**

It has been observed that ULBs pay little attention to the operation and maintenance of infrastructure assets created after completion of projects. This tendency on the part of implementing agencies leads to shear loss off national assets. Please fill out the Plan of action for A&OE expenses given in Table 4 (pg-48) of AMRUT Guidelines and answer the following questions.

- **Do projects proposed in the SAAP include O&M for at least five years? What is the nature of O&M? (tabular; 300 words)**

Yes, Projects proposed in the SAAP includes O&M for 5 years. State has decided to consider O&M of 5 years of every project as integral part of the original contract so that the agency/contractor that developed the assets shall be responsible for O&M of the same for 5 years period. The O&M cost shall be borne by the State through its own resources and user charges.

- **How O&M expenditures are propose to be funded by ULBs/ parastatal? (200 words)**

O&M expenditures of the assets created are proposed to be funded through recovery of user charges, reduction in losses and other modes i.e. PPP etc. If there will be any gap, the same shall be borne by the State through its own resources.

- **Is it by way of levy of user charges or other revenue streams? (100 words)**

The state Govt. and ULB plan to recover the O&M expenditure through user charges, however in some cases the gap of O&M expenditure will be borne by the State.

- **Has O&M cost been excluded from project cost for the purpose of funding? (100 words)**  
 Yes, Project O&M cost has been calculated under project cost and excluded to calculate SAAP.
- **What kind of model been proposed by States/ULBs to fund the O&M? Please discuss. (250 words)**  
 State has proposed to recover O&M by ULBs through imposing user charge, wherever applicable, any gap if still remains, shall be filled through State support.
- **Is it through an appropriate cost recovery mechanism in order to make them self-reliant and cost-effective? How? (250 words)**  
 State has proposed to recover O&M by ULBs through imposing user charges, wherever applicable. However the gap if still remains, shall be filled through State support.

### 3. Reform Implementation

In order to become eligible to claim the 10% incentive, the State is required to implement the Reforms prescribed by GoI. The states are also required to a self-assessment and based on the score the Apex committee will decide the eligibility of the state. Please fill out Table 5.2; pg. 52 of AMRUT Guidelines and respond to the following.

Some of the criteria that should be considered while preparing the SAAP:

- **Fill out the tables prescribed by the TCPO. What are the Reform type, steps and Target for 2016-17? (tabular; 300 words)**

Filled in Chapter 4. .

- **Fill out Table 5.5 (pg. 54) given in the AMRUT Guidelines. What is the outcome of the self-evaluation done for reporting progress on reform implementation in order to receive the 10% incentive? (tabular; 350 words)**

The outcome of the self-evaluation is that 220 marks has been achieved by self assessment.

- **Have any issues been identified during the review by HPSC on Reforms implementation? What are the issues? (250 words)**

Certain reforms are within the administrative control of ULB.

- **Have these issues been considered while planning for reform implementation? How? (tabular; 250 words).**

Yes. The Chairman of SHPSC has directed that any reform that may not be accomplished should be brought in notice of the SHPSC for needful action.

#### 4. **Annual Capacity Building Plan**

The state is required to submit a Capacity Development Plan along with the SAAP for approval by the MoUD, to empower municipal functionaries and lead to timely completion of projects. Please prepare the individual and institutional capacity building plan by filling out Tables 7.2.1, 7.2.2, 7.2.3 and statement in Table 7.2.4 (pgs. 70 – 72) of AMRUT Guidelines and give the following responses.

- **What is the physical and financial Progress of capacity development at state level? (350 words)**

MoUs has be received and processed to State Government for approval.

- **Do you feel that there is a need to include any other category of official, new department or module? (400 words)**

The staff from State Mission Directorate (SMD) & State Mission Management Unit (SMMU) may include in training program. Since water and sewage are being render by PWD, the staff from PWD are also being included in such training program.

- **What are the issues that are been identified during the review? (350 words)**

Not applicable

- **Have the activities in your current year Capacity Building Plan – training, exposure visits (ULB staff and electerd representatives), seminars/workshops, etc. – been vetted/approved by NIUA?**

Not Applicable.

- **What is the present institutional capacity in the ULBs of the state; have the RPMC, UMC, etc. been appointed? Are there other PMUs, PIUs, etc. which are still operational?**

The SMMU as part of SMD has been formed as per directives of SHPSC and supporting Smart City and AMRUT Mission.

- **What has been the progress during the previous year/s in institutional capacity building, especially but not only in the seven areas that are mentioned in the AMRUT Guidelines? (p. 67)**

Several capacity building initiatives has been initiated by SMD & SMMU as a part of the development of both Smart City and AMRUT Mission. In additional, the Project Development Management Consultant (PDMC) has also been formed at GSIDC to provide the additional support to the Mission.

- **Attach the Quarterly Score Cards on p. 73 of the Mission Guidelines.**

Not Applicable

- **Have those issues been addressed? How? (500 words)**

Not Applicable

## 5. **A&OE**

The 10% allocation for A&OE has been divided into two parts, 8% State fund and 2% GoI fund. Please fill out the Plan of Action Table given in the AMRUT Guidelines (Table 4; pgs.48, 49) and answer the following questions.

- **What is the committed expenditure from previous year? (200 words)**

In last year's SAAP, the committed expenditure was 0.92 Cr.

- **What are the issues that are been identified during the review? (350 words)**

No issues have been identified. However, funds have not been transferred to ULB.

- **Have the A&OE fund used only for admissible components? (200 words)**

Not Applicable. Funds not transferred yet.

- **How the ULB/State wants to carry out the implementation of the projects, (establishment of IRMA/PDMC/SMMU/CMMU)? (350 words)**

The projects were envisaged to be carried out through establishment of PDMC. PDMC is in charge of preparation of DPRs, tendering process and implementation.

## 6. **F**inancing of **P**rojects

Financing is an important element of the SAAP. Each state has been given the maximum share that will be given by the Central Government. (Para 5 of AMRUT Guidelines). The State has planned for the remaining resource generation at the time of preparation of the SAAP. The financial share of cities will vary across ULBs. Information responding to the following questions regarding financing of the projects proposed under AMRUT, in words has been indicated below:

- **What is the State contribution to the SAAP? (should be greater than 20 percent, Para 7.4 of AMRUT Guidelines) (150 words)**

Goa State contribution of SAAP is 50% of the total project cost.

- **Fill out Table 3.4 at pg.45 of AMRUT Guideline. How the residual financing (over and above Central Government share) is shared between the States, ULBs? (tabular; 200 words)**

As per the mission guidelines Govt. of India is providing 50% assistance for the mission cities having population upto 10 lakhs and 1/3 assistance for mission cities having population above 10 lakhs. Government of Goa will contribute 50% matching share from its own resources to the mission to support the ULB.

- **Fill out Table 3.3 at pg 44 of AMRUT Guidelines. Has any other sources identified by the State/ULB (e.g. PPP, market borrowing)? Please discuss. (tabular; 250 words)**

Yes, the Government is trying to identify some alternative sources such as: 14th Finance Commission, MP, MLA Funds, PPIAF, IIF, VGF etc.

- **Whether complete project cost is linked with revenue sources in SAAP? Please describe? (250 words)**

Yes the project cost is linked with revenue sources, wherever applicable.

- **Has projects been dovetailed with other sectoral and financial programme of the Centre and State Governments? (250 words)**

Yes, all possible dovetailing/convergence of ongoing/sanctioned projects under Smart City, JICA fund, Swachh Bharat Mission and VGF have been given due consideration during preparation of the SLIPs.

- **Has States/UTs explored the possibility of using Public Private Partnerships (PPP), as a preferred execution model? Please discuss. (300 words)**

The possibility of PPP has been duly considered for projects in future financial years.

- **Are PPP options included appropriate Service Level Agreements (SLAs) which may lead to the People Public Private Partnership (PPPP) model? How? (300 words)**

The possibility of PPP has been duly considered for projects in future financial years, however this shall be detailed out during the detailed planning stages or tendering stages for individual projects.

**Table 1.1 - Breakup of Total MoUD Allocation For AMRUT**

Name of State: GOA

FY: 2016-17

Total Central funds allocated to State	Allocation of Central funds for A&OE(@ 8% of Total given in column1)	Allocation of funds for AMRUT (Central share)	Multiply col. 3 by x3) for AMRUT on col. 4 (project proposal to be three- times the annual allocation - CA)	Add equal (col. 4) State/UL B share	Total AMRUT annual size (cols.2+4+5)
1	2	3	4	5	6
18.33	0.93	17.40	34.80	34.80	70.53

**Table 1.2.2: Abstract-Break-up of Total Fund Sharing Pattern**

Name of State: GOA

FY: 2016-17

Sl. No.	Sector	Centre	State			ULB			Convergence	Others	Total
		Mission	14th FC	Others	Total	14th FC	Others	Total			
1	Water Supply	0.00	-	0.00		-	-	-	-	-	0.00
2	Sewerage and Septage Management	5.25	-	5.25		-	-	-	-	-	10.50
3	Drainage	0.00	-	0.00		-	-	-	-	-	0.00
4	Urban Transport	28.68	-	28.68		-	-	-	-	-	57.36
5	Others	0.755	-	0.755		-	-	-	-	-	1.55
	<b>Grand Total</b>	<b>34.80</b>	<b>-</b>	<b>34.80</b>		<b>-</b>	<b>-</b>	<b>-</b>	<b>-</b>	<b>-</b>	<b>69.60</b>



**Table 1.3: Abstract-Use of Funds on Projects**

Name of State: GOA

FY: 2016-17

Sl. No.	Sector	Total Project Investment	Committed Expenditure (if any) from Previous year							Proposed Spending during Current Financial year							Balance Carry Forward for Next Financial Years						
			Centre	State			ULB			Centre	State			ULB			Centre	State			ULB		
				14th FC	Others	Total	14th FC	Others	Total		14th FC	Others	Total	14th FC	Others	Total		14th FC	Others	Total	14th FC	Others	Total
1	Water Supply	0.00	-	-	-	-	-	-	-	0.00	-	0.00	0.00	-	-	-	0.00	-	0.00	0.00	-	-	-
2	Sewerage and Septage Management	10.50	-	-	-	-	-	-	-	1.05	-	1.05	2.10	-	-	-	4.20	-	4.20	8.40	-	-	-
3	Drainage	0.00	-	-	-	-	-	-	-	0.00	-	0.00	0.00	-	-	-	0.00	-	0.00	0.00	-	-	-
4	Urban Transport	57.36	-	-	-	-	-	-	-	5.74	-	5.74	11.48	-	-	-	23.03	-	23.03	46.07	-	-	-
5	Others	1.55	-	-	-	-	-	-	-	0.155	-	0.155	0.31	-	-	-	0.62	-	0.62	1.24	-	-	-
	Grand Total	69.60	-	-	-	-	-	-	-	6.945	-	6.945	13.89	-	-	-	27.76	-	27.85	55.71	-	-	-

**Table 1.4: Abstract-Plan For Achieving Service Level Benchmarks**

Proposed Priority Projects	Total Project Cost	Indicator2	Baseline 3	Annual Targets based on Master Plan (Increment from the Baseline Value)					
				FY 2016		FY 2017	FY 2018	FY 2019	FY 2020
				H1	H2				
<b>Water Supply</b>									
Water Supply projects	-	1. Household level coverage of direct water supply connections	95%	-	97%*	100%*		-	
		2. Per capita quantum of water supplied	310 LPCD	-	310 LPCD	310 LPCD		-	
		3. Quality of water supplied	95%	-	97%*	100%*		-	
<b>Sewerage and Septage Management</b>									
Sewage projects	10.50	4. Coverage of latrines (individual or community)	96%	-	96%*	98%*	100%*		
		5. Coverage of sewerage network services	56%	-	57%*	74%*	100%*		
		6. Efficiency of Collection of Sewerage	90%	-	92%*	97%*	100%*		
		7. Efficiency in treatment	95%	-	96%*	98%*	100%*		
<b>Drainage</b>									
-	-	8. Coverage of storm water drainage network	<25%	-	<24%*	<20%*	-	-	
42									

State Annual Action Plan (SAAP)

Non-motorized mechanism enhancement, improvement in Panaji including Pedestrianisation of City Square Development of footpaths Development of sidewalks and walkways. Development of footbridges	56.00	9. Service coverage of urban transport in the city	The baseline indicators are not directly related to NMT	-	20%*	70%*	100%*	
		10. Availability of urban transport per 1000 population						
Parks	3.50				1 park will be taken up in this F.Y.			

- 2 As per SLB framework for water supply, sewerage, solid waste management and drainage and proposed SLB indicator for urban transport
- 3 Detailed information for arriving at % target against baseline shall be worked out from details provided by Cities so as to arrive at state indicators

Table 3.2: SAAP – Sector Wise Breakup Of Consolidated Investments for All ULBs In The State

(Amount in Rs.)

Name of City	Water Supply	Sewerage and Septage Management	Drainage	Urban Transport	Others	Reforms	Total
1	2	3	4	5	6	7	8
Panaji	0.00	10.50	0.00	57.36	1.74	-	69.60
Total Project Investments							69.60
A&OE							0.93
<b>Grand Total</b>							<b>70.53</b>

**Table 3.4: SAAP - Year Wise Share of Investments for All Sectors (ULB Wise)**

Name of State: Goa

FY : 2016-17

(Amount in Rs.)

Name of City	Total Project Investment	Committed Expenditure (if any) from Previous year							Proposed Spending during Current Financial year							Balance Carry Forward for Next Financial Years						
		Centre	State			ULB			Centre	State			ULB			Centre	State			ULB		
			14th FC	Others	Total	14th FC	Others	Total		14th FC	Others	Total	14th FC	Others	Total		14th FC	Others	Total	14th FC	Others	Total
Panaji	69.60	-	-	-	-	-	-	-	6.94	-	6.94	13.89	-	-	-	27.85	-	27.85	55.71	-	-	-

**Table 7.4: Quarterly Score Cards for States**  
**Financial and Physical Progress on Capacity Building (State Level)**

Quarter ending \_\_\_\_\_

Total number of ULBs: 01

Number of ULBs above/below proportionate target (from table 7.3 of AMRUT guideline)	Name of the department/position	Physical		Financial		Total number trained, if relevant, upto quarter	Total funds utilized upto quarter
		Total target in FY	Proportionate target upto quarter	Funds allocated in current FY	Proportionate target upto quarter		
above	Individual training	-	-	-	-	-	-
	Institutional capacity building	-	-	-	-	-	-
Below	RPMC and UMC	-	-	-	-	-	-
	Other- specify	-	-	-	-	-	-
	Other-specify	-	-	-	-	-	-

**Table 3.1: SAAP – Master Plan of All Projects Details To Achieve Universal Coverage During The Current Mission Period Based On Table 2.1 (F.Ys 2015-16 & 2019-20)**  
(Amount in Rs.)

Current Mission  
period 2015-20

Name of State: Goa

Sr. No.	Name of ULB (water supply and sewerage)	Total number of projects to achieve universal coverage	Estimated Cost	Number of years to achieve universal coverage
1	2	3	4	5
<b>Water Supply</b>				
1	CCP	1	0.36	1
		1 (with convergence)	1.74	3
<b>Sewerage</b>				
1	CCP	4	222	3
<b>Grand Total</b>		<b>6</b>	<b>396.36</b>	

**Table 3.5: SAAP – State Level Plan For Achieving Service Level Benchmarks**

Name of State – Goa

Current Mission Period- 2016-17

Proposed Priority Projects	Total Project Cost	Indicator	Baseline	Annual Targets based on Master Plan (Increment from the Baseline Value)					
				FY 2016		FY 2017	FY 2018	FY 2019	FY 2020
				H1	H2				
<b>Water Supply</b>									
		Household level coverage of direct water supply connections	95%	-	97%*	100%*			
		Per capita quantum of water supplied	310 LPCD	-	310 LPCD	310 LPCD			
		Quality of water supplied	95%	-	97%*	100%*			
<b>Sewerage and Septage Management</b>									
		Coverage of latrines (individual or community)	96%	-	96%*	98%*	100%*		
		Coverage of sewerage network services	56%	-	57%*	74%*	100%*		
		Efficiency of Collection of Sewerage	90%	-	92%*	97%*	100%*		
		Efficiency in treatment	95%	-	96%*	98%*	100%*		
<b>Drainage</b>									
		Coverage of storm water drainage network	<25%	-	<24%*	<20%*			
<b>Urban Transport</b>									



State Annual Action Plan (SAAP)

Proposed Priority Projects	Total Project Cost	Indicator	Baseline	Annual Targets based on Master Plan (Increment from the Baseline Value)					
				FY 2016	FY 2017	FY 2018	FY 2019	FY 2020	
		Service coverage of urban transport in the city	The baseline indicators are not directly related to NMT	-	20%*	70%*	100%*		
		Availability of urban transport per 1000 population							
Others									
Parks	1.40			As per AMRUT Guideline, 1 park will be taken up in this financial year.					

**Table 4: SAAP - Broad Proposed Allocations  
for Administrative and Other Expenses**

F.Y. 2016-17

Name of State: Goa

Sr. No	Items proposed for A&OE	Total Allocation	Committed Expenditure from previous year (if any)	Proposed spending for Current Financial year	Balance to Carry Forward			
					FY 2017	FY 2018	FY 2019	FY 2020
1	Preparation of SLIP and SAAP		-	0.07	0.15	0.25	0.25	0.25
2	PDMC		-	0.21	1.47	1.76	2.05	2.35
3.	Procuring Third Party Independent Review and Monitoring Agency		-	0.04	0.20	0.25	0.30	0.35
5	Publications (e-Newsletter, guidelines, brochures etc.)		-	0.04	0.08	0.12	0.15	0.20
6	Capacity Building and Training - CCBP, if applicable - Others		-	0.35 + 0.02 = 0.37	0.70 + 0.04 = 0.74	0.84 + 0.06 = 0.90	0.98 + 0.08 = 1.06	1.12 + 0.08 = 1.20
7	Reform implementation		-	0.20	3.00	4.50	4.50	4.50
8	Others		-					
<b>Total</b>			-	<b>0.93</b>	<b>5.64</b>	<b>7.78</b>	<b>8.31</b>	<b>8.85</b>

**Table 5.2: SAAP-Reforms Type, Steps and Target for AMRUT Cities F.Y.-2016-2017**

S.No	Type	Steps	Implementation Timeline	Target to be set by states in SAAP				Remark (Present Status)
				April to Sep, 2015	Oct, 2015 to Mar, 2016	April to Sep, 2016	Oct, 2016 to Mar, 2017	
1	E-Governance	1. Coverage with E-MAAS (from the date of hosting the software) <ul style="list-style-type: none"> <li>• Registration of Birth, Death and Marriage,</li> <li>• Water &amp; Sewerage Charges,</li> <li>• Grievance Redressal,</li> <li>• Property Tax,</li> <li>• Advertisement tax,</li> <li>• Issuance of Licenses,</li> <li>• Building Permissions,</li> <li>• Mutations,</li> <li>• Payroll,</li> <li>• Pension and e-procurement.</li> </ul>	} 24 months }				Yes	Panaji City Corporation already has Registration of Birth, Death and Marriage, e-procurement on e-governance portal. Information pertaining to property taxes, building permissions, payroll are also provided on the website. Other facilities will be established.
2	Constitution and professionalization of municipal cadre	1. Establishment of municipal cadre. 2. Cadre linked training.	24 months	N.A.				Is already being carried out.

State Annual Action Plan (SAAP)

3	Augmenting Double entry	1.Appointment of internal auditor.	24months				Yes	CAG recognised auditor has already been
4	Urban Planning and City plans	1.Makea StateLevel policy for implementing the parameters for SustainableHabitat.	24months				Yes	Under due consideration
5	Devolutionof fundsand	1.Implementation of SFC Recommendations within timeline.	24months				Yes	Under process
6	Review of Building by-laws	1.State to formulate a policy And action plan for having a solar roof to pin all buildings having an areagreaterthan 500 squaremeters and all public buildings. 2.Statetoformulatea policy andactionplanforhaving Rainwater harvesting structuresinallcommercial , public buildings and new buildings onplotsof 300sq. meters andabove.	24months  24months				Yes	Under due consideration

State Annual Action Plan (SAAP)

7	Set-up financial intermediar yat statelevel	1.Establishandoperationalize financial intermediary- pool finance, accessexternal funds,floatmunicipal bonds.	24months				Yes	Under due consideration. Will be taken up after completion of credit rating.
8	Credit Rating	1.Completethecredit ratings of theULBs.	24months				Yes	Work order is issued
9	Energy and Water audit	1.Giveincentives for green buildings (e.g.rebatein propertytaxor charges connectedtobuilding permission/developm ent charges).	24months				Yes	Under due consideration

**Table 5.5: SAAP- Self-Evaluation for Reporting Progress on Reform Implementation**

**For Financial Year: 2015-16 (Last financial year)**

Thereformsachievementwillbemeasuredeveryyearaftertheendoffinancialyearby allocating10marksforeachreformsmilestone achievedas against the targets set by the MoUD.

S.No	Year	Noof milestones	Maximum Score
1	1 <sup>st</sup> year	28	280
2	2 <sup>nd</sup> year	13	130
3	3 <sup>rd</sup> year	8	80
4	4 <sup>th</sup> year	3	30

**Incentive based grant release calculation:**

The States will be required to fill the following Self-Assessment Form. Step1:Fill the following table

S.No	Name of ULBs	Maximum Score possible during the year	Score obtained ULB Wise
(1)	(2)	(3)	(4)
1	Corporation of City of the Panaji	280	220
Subtotal ULB			
	State		
1	Goa		
Subtotal State			
Overall			

Step2: Calculate the overall score in percentage obtained by the state(State score plus ULB score).

Step3:OnlythoseStatesachieving70percentandaboveoverallreformscorewillbe considered for incentive.

Step4:Iftheoverallscoreisgreaterthan70percent,theincentiveamountwillbe distributedamongthestatesdependinguponthenumberofULBsthathaveachieveda score of more than70percentinthe state.

Table 7.2: Annual Action Plan for Capacity Building

Name of State – Goa

FY- 2015-16

## Form 7.2.1 -Fund Requirement for Individual Capacity Building at ULB level

Sl. No.	Name of ULB	Total numbers to be trained in the current financial year, department wise						Name of the Training Institution (s) identified	No. of Training Programmes to be conducted	Fund Reqd. in current FY (₹ in Crore)
		Elected Reprs.	Finance Dept.	Engineering Dept.	Town Planning Dept.	Admin. Dept.	Total			
1	Corporation of City of the Panaji	31	05	07	01	10	54	1. Centre for Science & Environment, New Delhi. 2. Indian Institute of human Settlements (IHS), Bengaluru. 3. Indian Institute of Technology (IIT), Kharagpur. 4. World Resource Institute (WRI) India	04	0.37

Table 7.2: Annual Action Plan for Capacity Building

Name of State – Goa

FY- 2016-17

## Form 7.2.2 -Fund Requirement for State level activities

Sl. No.	State Level activities	Total expenditure upto current FY	Unspent funds available from earlier releases	Funds required for the current FY (In Crore)
1	RPMC (SMMU)	0.00	0.35	0.48
2	UMC	-	-	-
3	Others (Workshops, Seminars, etc.) are approved by NIUA	0.00	0.02	0.04
4	Institutional/ Reform	0.00	0.15	0.30
	<b>Total</b>	<b>0.00</b>	<b>0.52</b>	<b>0.82</b>



Table 7.2.3: Annual Action Plan for Capacity Building

Name of State – Goa

FY- 2016-17

## Form 7.2.3 -Total Fund Requirement for Capacity Building

Sl. No.	Fund requirement	Individual (Training & Workshop)	Institutional/ Reform	SMMU/RPMC/CMMU	Others	Total (In Crore)
1	Total release since start of Mission (2015)	-	-	-	-	6.19
2	Total utilisation- Central Share	-	-	-	-	-
3	Balance available- Central Share	-	-	-	-	-
4	Amount required- Central Share	-	-	-	-	-
5	Total fund required for capacity building in current FY 2016-17	0.04	0.30	0.48	-	0.82

**Table 3.3: SAAP- ULB Wise Source of Funds for All Sectors****(Amount in Rs.)**

Name of City	Centre	State			ULB			Convergence	Others (e.g. incentive)	Total
		14 <sup>th</sup> FC	Others	Total	14 <sup>th</sup> FC	Others	Total			
Panaji	34.80	-	34.80	69.60	-	-	-	-	-	69.60
<b>Total</b>	34.80	-	34.80	69.60	-	-	-	-	-	69.60
<b>Grand Total</b>	34.80	-	34.80	69.60	-	-	-	-	-	69.60

## **Form 7.2.4 Details of Institutional Capacity Building**

**a. Is the State willing to revise their town planning laws and rules to include land pooling?**

Yes. This is under consideration.

**b. List of ULBs willing to have a credit rating done as the first step to issue bonds?**

Yes. Credit rating is currently being undertaken at CCP.

**c. Is the State willing to integrate all work done in GIS in order to make GIS useful for decision making in ULBs?**

Yes. The state is willing to initiate and integrate the work in GIS format for decision making in near future.

**d. Is the State willing to take assistance for using land as a fiscal tool in ULBs?**

Yes. The state is willing to take assistance to initiate the use of land as a fiscal tool.

**e. Does the State require assistance to professionalize the municipal cadre?**

Yes. State requires assistance in Municipal professional capacity building.

**f. Does the State require assistance to reduce non-revenue water in ULBs?**

At present, state has undertaken a comprehensive study for NRW reduction under JICA funding.

**g. Does the State require assistance to improve property tax assessment and collections in ULBs?**

Yes. State requires assistance to improve the property tax assessment and collection in ULB.

**h. Does the State require assistance to establish a financial intermediary?**

Yes. The state requires assistance in to establish a financial intermediary.

