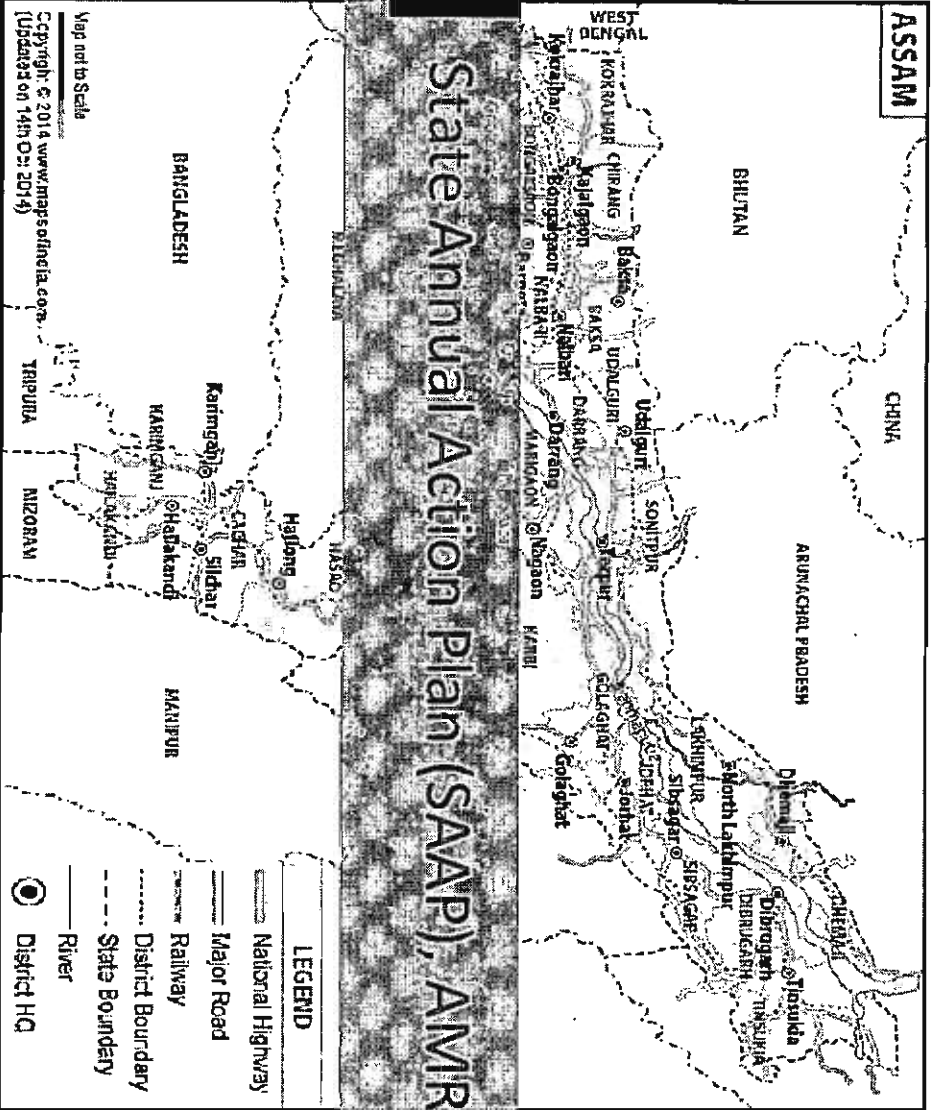


2016-17



State Annual Action Plan (SAAP), AMRUT

Urban Development Department, Govt. of Assam



State Annual Action Plan (SAAP), Govt. of Assam
FY 2016-17



GOVERNMENT OF ASSAM

TABLE OF CONTENTS

S.No.	Contents	Page No.
1	Checklist – Consolidated State Annual Action Plan of all ULBs to be sent for Assessment by MoUD	3-5
2	Minutes of State High Powered Steering Committee (SHPSC) Meeting	6-7
3	Chapter 1: Project Background & Summary	8-23
	SAAP TABLES: Table No-1.1, 1.2.1, 1.2.2, 1.3, 1.4, 3.2 and 3.4	
4	Chapter 2: Review of SAAPs	24-51
	Table for physical and financial progress Review; Table for Progress Review; Table for progress review of the Capacity Plan; Table for progress review of the Reforms; Table indicating the status of funds release and resource mobilization	
5	Chapter 3: State Annual Action Plan (SAAP)	52-90
	Table No-3.1; 3.5; Table showing projects being proposed for approval to the Apex Committee; Table no 5.2, 7.2.1; 7.2.2; 7.2.3; 4; 3.4 and 3.3	



State Annual Action Plan (SAAP), Govt. of Assam
FY 2016-17



Table 6.2: Checklist- Consolidated State Annual Action Plan of all ULBs to be sent for Assessment by MoUD

Sl.No.	Points of Consideration	Yes/No	Give Details
1	Have all the Cities prepared SLIP as per the suggested approach?	Yes	First Priority has been given to UNIVERSAL COVERAGE, i.e. Water supply and Sewerage/ Septage but sewerage project will be starting from 2016-17.
2	Has the SAAP prioritized proposed investments across cities?	Yes	All 4 ULBs are assessed based on existing level of service for universal coverage and accordingly, prioritized proposed investment across cities.
3	Is the indicator wise summary of improvements proposed (both investments and management improvements) by State in place?	Yes	Indicator wise improvements proposed both for investment and management has been considered as per requirement
4	Have all the cities under Mission identified/done baseline assessments of service coverage indicators?	Yes	Base line assessment of service coverage has been done for all 4 mission cities i.e Guwahati, Nagaon, Dibrugarh and Silchar
5	Are SAAPs addressing an approach towards meeting Service Level Benchmarks agreed by Ministry for each Sector?	Yes	SAAP has been prepared to meet Service Level Benchmarks as agreed by Ministry for each Sector i.e. Water Supply, Sewerage and Parks



State Annual Action Plan (SAAP), Govt. of Assam
FY 2016-17



GOVERNMENT OF ASSAM

6	Is the investment proposed commensurate to the level of improvement envisaged in the indicator?	Yes	Investment proposed commensurate with Service Level Improvement envisaged in the indicator
7	Are State Share and ULBs share in line with proposed Mission approach?	Yes	Depending upon the size of city state and ULB share are proposed in line of Mission approach. As per the OM issued from MoUD funding to NE States with at least 40% fund contribution by the State is 90:10. The 10% share of the project cost will be borne by the State/ ULB.
8	Is there a need for additional resources and have state considered raising additional resources (State programs, aided projects, additional devolution to cities, 14 th Finance Commission, external sources)?	Yes	Efforts are being made to mobilise additional financial resource through 14th Finance Commission, State programmes, PPP options & own funds of ULBs etc.,
9	Does State Annual Action Plan verify that the cities have undertaken financial projections to identify revenue requirements for O&M and repayments?	Yes	SAAP has been prepared considering O & M charges to be reimbursed by collecting User Charges, cost of O & M to be borne by state and ULBs
10	Has the State Annual Action Plan considered the resource mobilization capacity of each ULB to ensure that ULBs share can be mobilized?	Yes	SAAP has been prepared considering Financial Positions of ULBs & if required funds will be raised through other financial options and mechanisms.



**State Annual Action Plan (SAAP), Govt. of Assam
FY 2016-17**



11	Has the process of establishment of PDMC been initiated?	Yes	Yes. RFP for PDMC has already been issued and procurement process of PDMC is expected to be completed by October, 2016..
12	Has a roadmap been prepared to realize the resource potential of the ULB?	Yes	Resource potential of each ULB has been considered while preparing the SAAP. Alternate fund sources for financially weak ULBS is being arranged. The technical expertise of PDMC will also be utilized in finalizing the road map.
13	Is the implementation plan for projects and reforms in place (Timeliness and yearly milestones)?	Yes	All departments/ULBs concerning implementation of reforms have been directed to implement reforms in given time lines. A few reform related actions have been incorporated in Terms of Reference in RFP for PDMC, making the Consultant accountable for implementation of Reforms in Mission cities.
14	Has the prioritization of projects in ULBs been done in accordance with para 7.2 of the guidelines?	Yes	Prioritization of projects has been done accordance to AMRUT Guidelines (para 7.2). Priority has been given where service level gap is more in order

Minutes of the SHPSC meeting is attached as Annexure-"A".

(State Mission Director)



State Annual Action Plan (SAAP), Govt. of Assam
FY 2016-17



**Minutes of State High Powered Steering Committee (SHPSC) Meeting:
Annexure-A**



State Annual Action Plan (SAAP), Govt. of Assam
FY 2016-17





State Annual Action Plan (SAAP), Govt. of Assam
FY 2016-17



Chapter 1: PROJECT BACKGROUND AND SUMMARY

AMRUT Mission was launched in June 2015, the AMRUT Mission focuses on provision of basic services - water supply; sewerage; storm water drainage; pedestrian, non-motorized and public transport facilities; development of parks and open spaces.

The total outlay for AMRUT is Rs. 50,000 crore for 5 years from FY 2015-16 to FY 2019-20 and the Mission is operated as a Centrally Sponsored Scheme.

- (1) Project fund – 80% of the annual budgetary allocation
- (2) Incentive for Reforms – 10% of the annual budgetary allocation
- (3) State funds for Administrative & Office Expenses (A&OE) – 8% of annual budgetary allocation
- (4) MoUD funds for Administrative & Office Expenses (A&OE) – 2% of annual budgetary allocation

Under this Mission, States get the flexibility of designing schemes based on the needs of identified cities and in their execution and monitoring. States have to evaluate Service Level Improvement Plans (SLIP) prepared by ULBs as well as to prepare State Annual Action Plan (SAAP), which have to be submitted to Apex Committee of MoUD for approval, based on which funds will be released. MoUD will not appraise individual projects. As per the guidelines Central assistance will be

- To the extent of 50 percent of project cost for cities and towns with a population of up to 10 lakh
- One-third of the project cost for those with a population of above 10 lakh. Central assistance will be released in three installments in the ratio of 20:40:40 based on achievement of milestones indicated in State Annual Action Plans.

However, as per the OM issued by MoUD the Central assistance will be 90% of the project Cost for North Eastern States.



State Annual Action Plan (SAAP), Govt. of Assam FY 2016-17



There are 4 cities in Assam that are eligible for coverage under the programme. This is shown in Annex 1.

The SHPSC meeting on 20/01/16 considered and recommended SAAP-2015-16 for approval of the Apex Committee. Projects will be executed by parastatal agencies/ULBs themselves. Accordingly, the SAAP- 2015-16 was approved by the Apex Committee in its seventh meeting on 23/02/16 for Rs 186.27 crore for Projects with Central share of Rs 169.34 crore and Rs.5.24 Cr. Central Assistance for A&OE. However, in the 9th Apex Committee meeting held on 26/05/16, the total SAAP 15-16 amount has been revised as Rs 188.16 crore with State share as Rs 18.81 crores. The Ministry has also released the first installment (20:40:40) of Central Assistance (CA) amounting to Rs 33.87 crore.

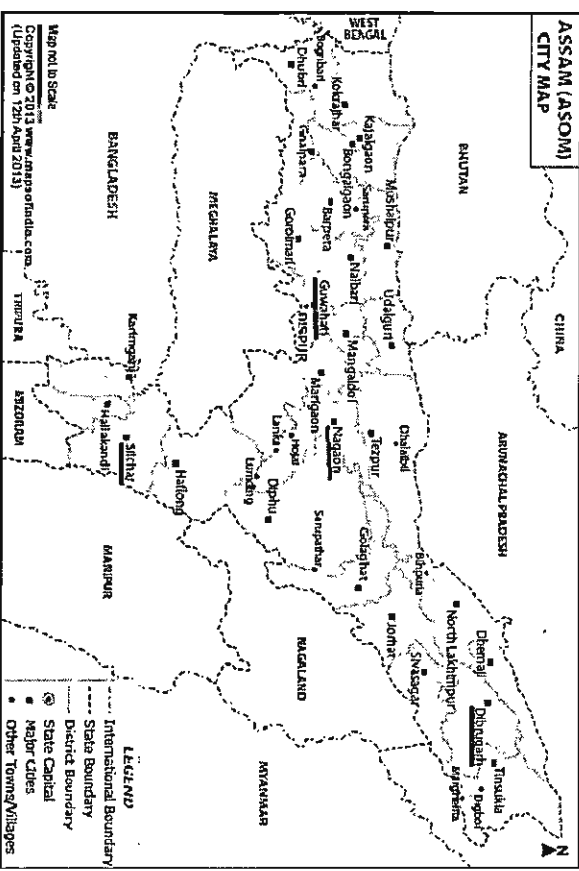
The 8th meeting of the Apex Committee held on 15-03-16 has allocated Central Assistance under AMRUT to various states for 2016-17. The allocation of Central Fund in respect of Govt. of Assam for which SAAP 2016-17 is to be submitted is amounting to Rs 196.80 crore for Projects and Rs. 5.248 Cr. for A&OE.

STATE SCENARIO: ASSAM

Introduction

The State of Assam has an urban population of 0.44 crores accounting for about 14% of the total population of the State, that is, 3.12 crores. Total number of towns is 214 and total ULB is 96.

As per census 2011, there was 1 Class 1A town, 3 Class 1B towns, 25 Class 1C towns, 33 Class II towns, 78 Class III towns and 26 Class IV & below level towns. 87 are classified as Nagar Panchayats (Municipal Panchayats).





State Annual Action Plan (SAAP), Govt. of Assam
FY 2016-17



AMRUT Towns

4 towns of Assam have been selected for the AMRUT Mission as shown in the list below and in the map. State has analysed the inter-ULB allocation based on gap analysis and financial strength of ULBs and choose those ULBs in the first year that have higher gaps in provision of water supply and sewerage. The prioritization of ULBs for funding are made after consultation with Commissioner/Executive Officer, Chairman of Municipalities, local MPs, Mayors and Councillar/Commissioners of the concerned ULBs. Financially weaker ULBs are identified for more allocation. Moreover, the potential Smart city is given preference, based on this exercise city projects have been identified. All 4 cities had prepared and submitted their SLIP. Out of which, projects for universal coverage for drinking water and waste water (sewerage) were identified. The convergence with Swachh Bharat Mission, Digital India and Smart City Mission (Guwahati) has been adequately taken care of while preparing the SAAP.

ANNEXURE-I

S. No.	Name of Town	Urban Population in Town (Census 2011)
1	Guwahati	9,57,352
2	Silchar	1,72,709
3	Dibrugarh	1,38,661
4	Nagaon	1,17,722

No project under sewerage sector has been proposed since the sector is being covered through fund available under ADB and JICA funding.

The sectors which have been addressed under the Mission are:


- Water Supply
- Sewerage & Septage Management
- Development of Green Spaces and Parks



State Annual Action Plan (SAAP), Govt. of Assam
FY 2016-17



Gap Assessment and Project Cost



The existing conditions of municipal services have been assessed in each of the AMRUT ULBs and demand-supply gap assessed. The gap has been considered together with the projected population and list of projects identified. This list was then discussed in the ULB and linked to the available finances to determine the priority projects in each of the ULBs. To achieve the service level bench marks in Water Supply, Sewerage and Drainage Sectors in all 4 mission

Urban Development Department

cities, the state needs to spend **Rs. 2197.654 Crore**. The sector wise requirement of fund has been shown in the graph. The fund requirement to achieve universal coverage in Water Supply and Sewerage & Septage Management under the Mission period is **Rs. 1420.41 Cr.** which has been shown in **Table 3.1**.

MoUD vide D.O.No. K-14012/95/2015-AMRUT-1 dated June 6, 2016, has communicated the entire Mission period allocation for AMRUT. States and UTs are requested to start working on the 3rd and final SAAP consistent with the Mission priority of universal coverage and drinking water followed by sewerage and other components. The 3rd SAAP for the balanced share available covering the entire Mission period allocation is to be submitted to MoUD by 30th October, 2016.

The total allocation for Assam till 2020 for ACA is **Rs 591.42 Cr** and for SAAP is **Rs 655.25 Cr**. Considering the financial position of the state of Assam it is decided to take schemes under only three sectors, namely – Water Supply, Sewerage & Septage and Green Spaces & Parks. **Funding Pattern:** Centre: **90%** State: **10%**



State Annual Action Plan (SAAP), Govt. of Assam
FY 2016-17



Table 1.1: Breakup of Total MoUD Allocation in AMRUT

FY 2016-17 (Amount in Rs. Crores)					
Total Central funds allocated to State	Allocation of Central funds for A&OE (@ 8% of Total given in column 1)	Allocation of funds for AMRUT (Central share)	Multiply col. 3 by x3) for AMRUT on col. 4 (Allocated vide Apex Committee meeting held on 15/03/16, communicated vide MoM, No K-14012/180/2015-SC-II dated 23-03-2016)	Add State/ ULB share	Total AMRUT annual size (cols.2+4+5)
1	2	3	4	5	6
70.848	5.248	65.60	196.80	21.87	223.91



State Annual Action Plan (SAAP), Govt. of Assam
FY 2016-17



**Table 1.2.1: Abstract-Sector Wise Proposed Total Project
Fund and Sharing Pattern**

Sl. No	Sector	No. of Projects	Centre	State	ULB	Convergence	Others	FY 2016-17 (Amount in Rs. Crores)	
								Total	
1	Water Supply	1	191.87	21.33	0	0	0	213.20	
2	Sewerage & Septage Management	Nil	Nil	Nil	Nil	0	0	0	
3	Others (Parks & Open spaces)	4	4.93	0.54	0	0.00	0.00	5.47	
4	Drainage	Nil	Nil	Nil	0	0.00	0.00	0.00	
5	A & O.E @ 8% of Central Grant		5.248					5.248	
5	Grand Total	3	196.80	21.87	0.00	0.00	0.00	223.91	



State Annual Action Plan (SAAP), Govt. of Assam
FY 2016-17



Table 1.2.2: Abstract-Break-up of Total Fund Sharing Pattern

Sl.No	Sector	Centre		State			ULB			Convergence	Others	Total
		Mission	14th FC	Others	Total	14th FC	Others	Total				
1	Water Supply	191.87	0	21.33	21.33	0	0	0	0	0	213.20	
2	Sewerage & Septage Management	0	0	0	0	0	0	0	0	0	0	
3	Others (Parks & Open spaces)	4.93	0	0.54	0.54	0	0	0	0	0	5.47	
4	Drainage	Nil	0	Nil	Nil	0	0	0	0	0	0.00	
5	A & O.E @ 8% of Central Grant	5.248	0								5.248	
5	Grand Total	196.80	0	21.87	21.87	0	0	0	0	0	223.918	

FY 2016-17
(Amount in Rs. Crores)



State Annual Action Plan (SAAP), Govt. of Assam
FY 2016-17



Table 1.3: Abstract-Use of Funds on Projects: On Going and New

(Amount in Rs. Crores)

S - I - N o	Sector	Total Project Investment	Committed Expenditure (if any) from Previous year 2015-16						Proposed Spending during Current Financial year 2016-17						Balance Carry Forward for Next Financial Years Till 2020							
			Centre			State			ULB			Centre			State			ULB				
			14th FC	Others	Total	14th FC	Others	Total	14th FC	Others	Total	14th FC	Others	Total	14th FC	Others	Total					
1	Water Supply	555.86	165.11	18.35	0	18.35	0	0	0	191.87	0	21.33	21.33	0	0	0	145.22	13.98	13.98	0	0	0
2	Sewerage & Septage Management	0	0	0	0	0	0	0	0	0	0	0	0	0	0	0	0	0	0	0	0	0
3	Others (Parks & Open spaces)		4.23	0.47	0	0.47	0	0	0	4.93	0	0.54	0.54	0	0	0	5.59	0	0.62	0.62	0	0



State Annual Action Plan (SAAP), Govt. of Assam
FY 2016-17



4	Drainage	0	0	0	0	0	0	0	0	0	0	0	0	0	0	0	0	0	0	0	0	0	0	0	0		
5	Urban Transport	0	0	0	0	0	0	0	0	0	0	0	0	0	0	0	0	0	0	0	0	0	0	0	0	0	
6	Total	655.25	169.34	18.82	0	18.82	0	0	0	0	0	0	0	196.80	0	21.87	21.87	0	0	0	225.28	0	23.14	23.14	0	0	0



State Annual Action Plan (SAAP), Govt. of Assam
FY 2016-17



Table 1.4: Abstract-Plan for Achieving Service Level Benchmarks

Proposed Priority Projects	Total Project Cost	Indicator ¹	Baseline ²	Annual Targets based on Master Plan (Amount in Rs. Crores)					
				FY 2016-17					
				FY2016 (H1 H2)		FY 2017	FY 2018	FY 2019	FY 2020
Water Supply									
1. Guwahati	0	1. Household level coverage of direct water supply connections	To be provided by other source of funding which is under execution.						
				100 lpcd		100 lpcd	100 lpcd	100 lpcd	100 lpcd
				100%		100%	100%	100%	100%
				100 lpcd		110 lpcd	120 lpcd	135 lpcd	135 lpcd
				100%		100%	100%	100%	100%
2. Nagaon	213.20	1. Household level coverage of direct water supply connections	65%	85 lpcd		85 lpcd	85 lpcd	90 lpcd	110 lpcd
				65%		65%	70%	80%	100%
				85 lpcd		85 lpcd	90 lpcd	110 lpcd	135 lpcd
				65%		65%	70%	80%	100%
2. Nagaon	213.20	2. Per capita quantum of water supplied	85 lpcd	85 lpcd		85 lpcd	90 lpcd	110 lpcd	135 lpcd
				65%		65%	70%	80%	100%

¹ As per SLB framework for water supply, sewerage, solid waste management and drainage and proposed SLB indicator for urban transport
² Detailed information for arriving at% target against baseline shall be worked out from details provided by Cities so as to arrive at state indicators



State Annual Action Plan (SAAP), Govt. of Assam
FY 2016-17



3. Dibrugarh	183.46	3. Quality of water supplied		100%	100%	100%	100%	100%	100%	100%	100%
		1. Household level coverage of direct water supply connections		65%	65%	65%	75%	85%	100%	100%	
		2. Per capita quantum of water supplied		85 lpcd	85 lpcd	85 lpcd	100 lpcd	115 lpcd	135 lpcd	135 lpcd	
4. Sivasagar	159.20	3. Quality of water supplied		100%	100%	100%	100%	100%	100%	100%	
		1. Household level coverage of direct water supply connections		70%	70%	70%	70%	80%	90%	100%	
		2. Per capita quantum of water supplied		95 lpcd	95 lpcd	95 lpcd	95 lpcd	100 lpcd	125 lpcd	135 lpcd	
Total	555.86	3. Quality of water supplied		100%	100%	100%	100%	100%	100%	100%	
		1. Household level coverage of direct water supply connections		70%	70%	70%	70%	80%	90%	100%	
		2. Per capita quantum of water supplied		95 lpcd	95 lpcd	95 lpcd	95 lpcd	100 lpcd	125 lpcd	135 lpcd	
Sewerage & Septage Management											
5. Guwahati	83.01	1. Coverage of latrines (individual or community)		91.65%	91.65%	91.65%	92.6%	97.6%	99%	100%	
		2. Coverage of sewerage network services		0	0	0	0	0	0	0	
		3. Efficiency of Collection of Sewerage		0%	0%	0%	50%	75%	90%	100%	
		4. Efficiency in treatment									



**State Annual Action Plan (SAAP), Govt. of Assam
FY 2016-17**



6. Nagaon	0	1. Coverage of latrines (individual or community)	-	-	-	-	-	-	-	-
		2. Coverage of sewerage network services	-	-	-	-	-	-	-	-
		3. Efficiency of Collection of Sewerage	-	-	-	-	-	-	-	-
		4. Efficiency in treatment	-	-	-	-	-	-	-	-
7. Dibrugarh	0	1. Coverage of latrines (individual or community)	-	-	-	-	-	-	-	-
		2. Coverage of sewerage network services	-	-	-	-	-	-	-	-
		3. Efficiency of Collection of Sewerage	-	-	-	-	-	-	-	-
		4. Efficiency in treatment	-	-	-	-	-	-	-	-
8. Sivasagar	0	1. Coverage of latrines (individual or community)	-	-	-	-	-	-	-	-
		2. Coverage of sewerage network services	-	-	-	-	-	-	-	-
		3. Efficiency of Collection of Sewerage	-	-	-	-	-	-	-	-
		4. Efficiency in treatment	-	-	-	-	-	-	-	-
Total	83.01									



State Annual Action Plan (SAAP), Govt. of Assam
FY 2016-17



Others – Parks and Open Spaces

9. Guwahati	4.38	1. Per Person Open Space in Plain Areas as per URDPFI	-	-	-	7.0 Sqm	8.0 Sqm	9.0 Sqm	10.0-12.0 Sqm
10. Nagaon	4.00	1. Per Person Open Space in Plain Areas as per URDPFI	1.15 Sqm	1.15 Sqm	1.15 Sqm	2.5 Sqm	5.0 Sqm	7.50 Sqm	10.0-12.0 Sqm
11. Dibrugarh	4.00	1. Per Person Open Space in Plain Areas as per URDPFI	1.20 Sqm	1.20 Sqm	1.20 Sqm	2.5 Sqm	5.0 Sqm	7.50 Sqm	10.0-12.0 Sqm
12. Silchar	4.00	1. Per Person Open Space in Plain Areas as per URDPFI	4.0 Sqm	4.0 Sqm	4.0 Sqm	5.0 Sqm	7.0 Sqm	9.0 Sqm	10.0-12.0 Sqm
Total	16.38								
Drainage									
13. Guwahati	0	1. Coverage of storm water drainage network	-	-	-	-	-	-	-
14. Nagaon	0	1. Coverage of storm water drainage network	-	-	-	-	-	-	-
15. Dibrugarh	0	1. Coverage of storm water drainage network	-	-	-	-	-	-	-
16. Silchar	0	1. Coverage of storm water drainage network	-	-	-	-	-	-	-
Total	0								



State Annual Action Plan (SAAP), Govt. of Assam
FY 2016-17



Urban Transport										
17. Guwahati	0	1. Service coverage of urban transport in the city								
		2. Availability of urban transport per 1000 population								
18. Nagaon	0	1. Service coverage of urban transport in the city- Cycle Track								
		2. Availability of urban transport per 1000 population								
19. Dibrugarh	0	1. Service coverage of urban transport in the city- Cycle Track								
		2. Availability of urban transport per 1000 Population								
20. Slichar	0	1. Service coverage of urban transport in the city- Cycle Track								
		2. Availability of urban transport per 1000 population								
Total	0									



State Annual Action Plan (SAAP), Govt. of Assam
FY 2016-17



**Table 3.2: SAAP- Sector Wise Breakup of Consolidated Investments
for all ULBs in the State**

Name of City	Water Supply	Sewerage and Septage Management	Drainage	Urban Transport	Others (Parks & Open Spaces)	Reforms	Total	(Amount in Rs. Crores)	
								Total Project Investments	A&OE (8% for State)
1. Guwahati	0	83.01	0	0	4.38	0	87.39	8	
2. Nagaon	213.20	-	0	0	4.00	0	217.20		
3. Dibrugarh	183.46	-	0	0	4.00	0	187.46		
4. Silchar	159.20	-	0	0	4.00	0	163.20		
Total	555.86	83.01	0	0	16.38	0	655.25		
Total Project Investments								655.25	
A&OE (8% for State)								52.42	
Grand Total								707.67	



**State Annual Action Plan (SAAP), Govt. of Assam
FY 2016-17**



Table 3.4: SAAP - Year Wise Share of Investments for All Sectors (ULB Wise)

Name of City	Total Project Investment	Committed Expenditure (if any) from Previous year 2015-16						Proposed Spending during Current Financial year 2016-17						Balance Carry Forward for Next Financial Years Till 2020						
		Centre			State			Centre			State			Centre			State			
		14th FC	Others	Total	14th FC	Others	Total	14th FC	Others	Total	14th FC	Others	Total	14th FC	Others	Total				
Guwahati	87.39	1.53	0.43	0.43	0	0	0	1.69	0	0.18	0.18	0	0	0	75.20	0	8.36	0	0	0
Nagaon	217.20	0.90	0.4	0.4	0	0	0	192.95	0	21.45	21.45	0	0	0	1.62	0	0.18	11.78	0	0
Dibrugarh	187.46	166.01	17.59	17.59	0	0	0	1.08	0	0.12	0.12	0	0	0	1.62	0	1.04	0	0	0
Silchar	163.20	0.9	0.4	0.4	0	0	0	1.08	0	0.12	0.12	0	0	0	146.84	0	13.86	11.36	0	0
Total	655.25	169.34	18.82	18.82	0	0	0	196.80	0	21.87	21.87	0	0	0	225.28	0	23.44	23.44	0	0



State Annual Action Plan (SAAP), Govt. of Assam
FY 2016-17



Chapter 2: Review of SAAPs

This chapter reviews the performance of the implementation of the past SAAPs on the key themes in the AMRUT Guidelines.

Project Progress

In this section the physical and financial progress is reviewed as per the following tables and bullet wise questions are responded as below--.

Table for physical and financial progress Review

S. No.	Name of ULB	Approved SAAP 2015-16		DPR (Y/N)	SLTC (Y/N)	Work Order (Y/N)	Implementation Progress		Amount disbursed till date
		Project name	Amount				Physical (%)	Financial (%)	
1	2	3	4	7	8	9	10	11	12
1	Nagaon	Water Supply	0	N	N	N	0.00	0.00	0.00
2	Dibrugarh		183.46	N	N	N	0.00	0.00	0.00

FY 2016-17
(Amount in Rs. Crores)



State Annual Action Plan (SAAP), Govt. of Assam
FY 2016-17



3	Silchar		0	N	N	N	0.00	0.00	0.00
	Total		183.46						
4	Nagaon	Sewerage & Septage Management	0	N	N	N	0.00	0.00	0.00
5	Dibrugarh		0	N	N	N	0.00	0.00	0.00
6	Silchar		0	N	N	N	0.00	0.00	0.00
	Total		0						
7	Guwahati	Parks & Open Spaces	1.70	N	N	N	0.00	0.00	0.00
8	Nagaon		1.00	N	N	N	0.00	0.00	0.00
9	Dibrugarh		1.00	N	N	N	0.00	0.00	0.00
10	Silchar		1.00	N	N	N	0.00	0.00	0.00
	Total		4.70						



State Annual Action Plan (SAAP), Govt. of Assam
FY 2016-17



- Have DPRs been prepared for all projects approved earlier? If not then which are the projects for which DPR is pending and why?

Total 5 DPRs i.e 1 for water supply and 4 for Parks & Open spaces were proposed in the approved SAAP for 2015-16.

The SAAP 2015-16 was approved by Apex Committee on meeting held on 23/02/16, which was communicated vide No K-14012/180/2015-SC-II dated 03-03-2016. It was planned to get the DPRs prepared through PDMC, for which RFP was prepared for issuing. However, due to Assembly Election in Assam and enforcement of Code of Conduct since 4th March, 2016 the process of DPR preparation, issue of RFP for appointment of PDMC got delayed till the end of May, 2016. *In the mean time at administrative level, considering the fund constrains, it is decided to implement the projects under AMRUT within the Mission allocation of Rs. 655.25 crores.*

RFP for PDMC was floated on 14/06/16. Considering some administrative decisions plan is slightly changed and the PDMC is expected to be in place by end of October, 2016.

It has been incorporated in the Terms of Reference of RFP to complete preparation of all pending DPR and place for approval of SLTC within 2 months and the DPRs proposed in SAAP 2016-17 within 3 months. *The approval of SLTC and SHPSC is targeted by early January, 2017.*

- What is the plan of action for the pending DPRs?

PDMC is expected to be in place by October, 2016. It is made accountable to prepare all the *pending DPRs by December, 2016.*



State Annual Action Plan (SAAP), Govt. of Assam
FY 2016-17



- **How many SLTC meetings had been held in the State? How many DPRs have been approved by the SLTC till date?**
No SLTC meetings has been held as yet. As stated above, DPRs could not be prepared due to enforcement of Code of Conduct of the Election Commission.
- **By when will the pending DPRs be approved by the SLTC and when will implementation start?**
The pending DPRs will be approved by SLTC by *early January, 2017* and the implementation will start from *middle of February, 2017*.
- **Based on the identification of delayed projects and the reasons for slow physical progress, what is the plan of action to speed-up the projects?**
Projects are yet to start due to reasons mentioned above.
- **How much amount has been utilized and what is the percentage share of the funding agencies? Are there any deviations from the approved funding pattern approved by the Apex Committee? (tabular form and 500 words)**
No money has been utilized as yet. No deviations from the approved funding pattern approved by the Apex Committee has yet been envisaged.



State Annual Action Plan (SAAP), Govt. of Assam
FY 2016-17



- **List out the projects where release of funds to ULBs by the State was delayed?**
State will release its matching share of 10% of total allocation, as per approved SAAP 2015-16, to the concerned ULBs in conformity with the release of 20% CA by Govt of India after submission of DPRs by the ULBs.
- **In how many ULBs implementation was done by agencies other than ULBs? Was a resolution taken from all ULBs? (tabular and 200 words)**
The bidding process for implementation of projects in ULBs will be started in middle of January, 2017 after approval of DPRs by SLTC and SHPSC by early January, 2017.
- **List out the projects where the assessed value approved by the Apex Committee was greater than the tendered value and there was a saving? Was this addressed by the HPSC in the present SAAP? (tabular and 200 words)**
Does not arise, as stated above.
- **List out the number of city-wise projects where the second and third installments were claimed. (Tabular form).**
Does not arise, as stated above.
- **List out the city-wise completed projects. Was the targeted benchmark achieved? Explain the reasons for non-achievement (tabular form and 400 words)**
No project has yet been started.



State Annual Action Plan (SAAP), Govt. of Assam
FY 2016-17



- **List out the details of projects taken up in PPP model. Describe the type of PPP (tabular; 300 words)**
Does not arise, however, PPP model will be preferred at the time of preparation of DPR itself.
- **List out and describe any out-of-the-box initiatives/Smart Solutions/resilience used/incorporated in the projects under implementation. What is the nature of the innovation in the projects? (tabular; 300 words)**
Out-of-the-box initiatives/Smart Solutions will be promoted during project implementation; however projects are yet to be started.



**State Annual Action Plan (SAAP), Govt. of Assam
FY 2016-17**



GOVERNMENT OF ASSAM

Service Levels

The focus of AMRUT is to achieve service level benchmarks, such as universal coverage in water supply, sewer connections and drainage etc.. In the approved SAAPs, the Govt of Assam has targeted the benchmark of universal coverage. The SAAP will review the progress towards targets set by the ULBs to move towards achievement of universal coverage.

Table for Progress Review

Name of City	Service Level Benchmark	SAAP Baseline (as in 2015-16)	SAAP Mission Target FY 2020	For the last Financial Year	
				Target upto beginning of current FY 2016-17	Achievement upto beginning of current FY 2016-17
Sector: Water Supply					
1. Guwahati	1. Household level coverage of direct water supply connections	NA	NA	NA	NA
		NA	NA	NA	NA
	2. Per capita quantum of water supplied	NA	NA	NA	NA
2. Nagaon	3. Quality of water supplied	NA	NA	NA	NA
	1. Household level coverage of direct water supply connections	65%	100%	65%	65%



State Annual Action Plan (SAAP), Govt. of Assam
FY 2016-17



3. Dibrugarh	2. Per capita quantum of water supplied	85 lpcd	135lpcd	85 lpcd	85 lpcd
	3. Quality of water supplied	100%	100%	100%	100%
	1. Household level coverage of direct water supply connections	65%	100%	65%	65%
4. Slichar	2. Per capita quantum of water supplied	85 lpcd	135lpcd	85 lpcd	85 lpcd
	3. Quality of water supplied	100%	100%	100%	100%
	1. Household level coverage of direct water supply connections	70%	100%	70%	70%
5. Guwahati	2. Per capita quantum of water supplied	95 lpcd	135lpcd	95 lpcd	95 lpcd
	3. Quality of water supplied	100%	100%	100%	100%
	1. Household level coverage of direct water supply connections	91.65%	100%	91.65%	91.65%
Sector: Sewerage & Septage Management					
5. Guwahati	1. Coverage of latrines (individual or community)	91.65%	100%	91.65%	91.65%
	2. Coverage of sewerage network services	0	-	0	0
	3. Efficiency of Collection of Sewerage	0%	100%	0%	0%
	4. Efficiency in treatment	0%	100%	0%	0%



State Annual Action Plan (SAAP), Govt. of Assam
FY 2016-17



6. Nagaon	1. Coverage of latrines (individual or community)	-	-	-	-
	2. Coverage of sewerage network services	-	-	-	-
	3. Efficiency of Collection of Sewerage	-	-	-	-
	4. Efficiency in treatment	-	-	-	-
7. Dibrugarh	1. Coverage of latrines (individual or community)	-	-	-	-
	2. Coverage of sewerage network services	-	-	-	-
	3. Efficiency of Collection of Sewerage	-	-	-	-
	4. Efficiency in treatment	-	-	-	-
8. Slichar	1. Coverage of latrines (individual or community)	-	-	-	-
	2. Coverage of sewerage network services	-	-	-	-
	3. Efficiency of Collection of Sewerage	-	-	-	-
	4. Efficiency in treatment	-	-	-	-



State Annual Action Plan (SAAP), Govt. of Assam
FY 2016-17



Sector: Parks & Open Spaces					
9. Guwahati	1. Per Person Open Space in Plain Areas as per URDPFI	-	10.0 -12.0 Sqm	-	-
10. Slichar	1. Per Person Open Space in Plain Areas as per URDPFI	1.15 Sqm	10.0 -12.0 Sqm	1.15 Sqm	1.15 Sqm
11. Dibrugarh	1. Per Person Open Space in Plain Areas as per URDPFI	1.20 Sqm	10.0 -12.0 Sqm	1.20 Sqm	1.20 Sqm
12. Nagaon	1. Per Person Open Space in Plain Areas as per URDPFI	4.0 Sqm	10.0 -12.0 Sqm	4.0 Sqm	4.0 Sqm
Sector: Drainage					
13. Guwahati	1. Coverage of storm water drainage network	NA	NA	NA	NA
14. Nagaon	1. Coverage of storm water drainage network	-	-	-	-
15. Dibrugarh	1. Coverage of storm water drainage network	-	-	-	-
16. Slichar	1. Coverage of storm water drainage network	-	-	-	-



State Annual Action Plan (SAAP), Govt. of Assam
FY 2016-17



Sector: Urban Transport

17. Guwahati	1. Service coverage of urban transport in the city	--	--	--	--
	2. Availability of urban transport per 1000 population	--	--	--	--
18 Nagaon	1. Service coverage of urban transport in the city	-	-	-	-
	2. Availability of urban transport per 1000 Population	-	-	-	-
19. Dibrugarh	1. Service coverage of urban transport in the city	-	-	-	-
	2. Availability of urban transport per 1000 Population	-	-	-	-
20. Sivasagar	1. Service coverage of urban transport in the city	-	-	-	-
	2. Availability of urban transport per 1000 Population	-	-	-	-



State Annual Action Plan (SAAP), Govt. of Assam
FY 2016-17



- **In how many projects, city-wise, have targets not been achieved? What is the Plan for Action to achieve the targets?**

The SAAP 2015-16 was approved in the 7th meeting of the Apex Committee held in end of February, 2016 and immediately Code of Conduct was in force for Assembly Election in Assam and there was no time to mobilize project implementation, even for procurement of PDMC. *In the mean time at administrative level, considering the fund constrains, it is decided to implement the projects under AMRUT within the Mission allocation of Rs. 655.25 crores.* RFP for PDMC was floated on 14/06/16. Considering the administrative decisions plan is slightly changed and the PDMC is expected to be in place by end of October, 2016. It has been incorporated in the Terms of Reference of RFP to complete preparation of all pending DPR and place for approval of SLTC within 2 months and the DPRs proposed in SAAP 2016-17 within 3 months. *The approval of SLTC and SHPSC is targeted by early January, 2017.*

- **What are the status of the ongoing DPR preparation and the plan of action for the pending DPRs?**
As stated above.
- **How many SLTC meetings had been held in the State? How many DPRs have been approved by the SLTC till date?**
No SLTC meetings have been held till date. No DPRs have been prepared as yet for presenting before SLTC.



State Annual Action Plan (SAAP), Govt. of Assam
FY 2016-17



GOVERNMENT OF ASSAM

Capacity Building

There are two types of capacity building – individual and institutional. The Apex Committee had approved the annual capacity building plan and the SAAP of the current year has to review the progress of the capacity plan.

Table for progress review of the Capacity Plan

Sl No	Name of ULB	Name of Department	Total number to be trained in Mission period	Target to be trained during the previous Financial Year	Number fully trained during the previous Financial Year	Name training institute
1	Guwahati	Guwahati Municipal Corporation-GMC	-	-	Nil	--
2	Nagaon	Nagaon Municipality Board	-	-	Nil	-
3	Dibrugarh	Dibrugarh Municipal Board	-	-	Nil	-
4	Silchar	Silchar Municipality Board	-	-	Nil	-
	Total		-	-	Nil	



State Annual Action Plan (SAAP), Govt. of Assam
FY 2016-17



- **In how many departments was training completed as approved in the SAAP of the last Financial Year? In how many departments was training partially done and in how many departments training not done at all? Please give reasons**
Trainings have not started, however the State is in advance stage of finalizing training institute.
- **List out the training institutes that could not complete training of targeted functionaries. What were the reasons and how will this be avoided in future?**
The State is in negotiations and in advance stage of finalizing training institutes.
- **What is the status of utilization of funds?**
Funds have not yet been utilized under capacity building component.
- **Have the participants visited best practice sites? Give details**
No
- **Have the participants attended any national/international workshops, as per guideline (Annexure 7)?**
No
- **What is the plan of action for the pending activities, if any?**
Soon after finalization of training institute, the proposed trainings will be provided to target groups.



State Annual Action Plan (SAAP), Govt. of Assam
FY 2016-17



Reforms

According to Guideline 4.3, incentives of previous year will be given at the start of succeeding year, for which States are required to do a self-assessment, on receipt of which incentives will be awarded. A key requirement to claim incentives is to achieve at least 70 per cent Reforms for that year. Some of the criteria to be considered while doing the assessment are as follows:

Self-Assessment of ULBs against the reforms for FY 2015-16

Sr. NO	Type	Steps	Guwahati	Nagaon	Dibrugarh	Silchar
1	e-Governance	Digital ULBs				
		1. Creation of ULB website	10	0	10	0
		2. Publication of e-newsletter, Digital India Initiatives.	10	0	0	0
2	Constitution and professionalization of municipal cadre	3. Support Digital India (ducting to be done on PPP mode or by the ULB itself)	10	10	10	10
		1. Policy for engagement of interns in ULBs and implementation.	0	10	10	10
3	Augmenting double entry accounting	1. Complete migration to double entry accounting and obtaining an audit certificate to the effect from FY 2012-13 onwards	0	10	10	0



**State Annual Action Plan (SAAP), Govt. of Assam
FY 2016-17**



4	Urban Planning and City Development Plans	2. Publication of annual financial statement on website	0	0	0	0	0
		1. Preparation of Service Level Improvement Plans (SLIP), State Annual Action Plans (SAAP).	10	10	10	10	10
		2. Make action plan to progressively increase Green cover in cities to 15% in 5 years.	10	10	10	10	10
		3. Develop at least one children park every year in the AMRUT cities.	10	10	10	10	10
5	Devolution of funds and functions	4. Establish a system for maintaining of parks, playground and recreational areas relying on People Public Private Partnership (PPPP) model.	10	10	10	10	10
		1. Ensure transfer of 14th FC devolution to ULBs.	10	10	10	10	10
		2. Appointment of State Finance Commission (SFC) and making decisions.	10	10	10	10	10
6	Review of Building by-laws	3. Transfer of all 18 function to ULBs	5	5	5	5	5
		1. Revision of building bye laws periodically	10	10	10	10	10
		2. Create single window clearance for all approvals to give building permissions	10	0	0	0	0
7 (a)	Municipal tax and fees improvement	1. Atleast 90% coverage	10	10	10	10	10
		2. Atleast 90% collection	0	10	10	10	10



State Annual Action Plan (SAAP), Govt. of Assam
FY 2016-17



7 (b) Improvement in levy and collection of user charges	3. Make a policy to periodically revise property tax, levy charges and other fees	10	10	10	10	10
	4. Post Demand Collection Book (DCB) of tax details on the website	0	0	10	0	0
	5. Achieve full potential of advertisement revenue by making a policy for destination specific potential having dynamic pricing module.	10	10	10	10	10
	1. Adopt a policy on user charges for individual and institutional assessments in which a differential rate is charged for water use and adequate safeguards are included to take care of the interests of the vulnerable.	10	10	10	10	10
	2. Make action plan to reduce water losses to less than 20% and publish on the website	0	0	10	10	0
8 Energy and water audit	3. Separate accounts for user charges	10	10	10	10	10
	4. At least 90% billing	0	10	10	10	10
	5. At least 90% collection.	0	10	10	10	10
	1. Energy (street lights) and Water Audit (including non-revenue water or losses audit)	0	0	10	10	0



State Annual Action Plan (SAAP), Govt. of Assam
FY 2016-17



	2. Making STPs and WTPs energy efficient	10	0	0	0
	3. Optimize energy consumption in street lights by using energy efficient lights and increasing reliance on renewal energy.	10	10	10	10
	Total	185	195	225	185



State Annual Action Plan (SAAP), Govt. of Assam
FY 2016-17



Table for progress review of the Reforms

S.N	Reform Type	Milestones	Target for the last FY 2015-16	Achievement for the last FY 2015-16	Number of ULBs achieved 70 percent	FY 2016-17	
						Number of ULBs not achieved 70 percent	
1	e-Governance	Digital ULBs 1. Creation of ULB website 2. Publication of e-newsletter, Digital India Initiatives. 3. Support Digital India (ducting to be done on PPP mode or by the ULB itself)	6 months	20	2	2	
			6 months	10	1	3	
			6 months	40	4	0	
2	Constitution and professionalization of municipal cadre	1. Policy for engagement of interns in ULBs and implementation.	12 months	30	3	1	
3	Augmenting double entry accounting	1. Complete migration to double entry accounting and obtaining an audit certificate to the effect from FY 2012-13 onwards 2. Publication of annual financial statement on website	12 months	20	2	2	
			Every year	0	0	4	
4	Urban Planning and City Development Plans	1. Preparation of Service Level Improvement Plans (SLIP), State Annual Action Plans (SAAP).	6 months	40	4	0	



**State Annual Action Plan (SAAP), Govt. of Assam
FY 2016-17**



		2. Make action plan to progressively increase Green cover in cities to 15% in 5 years.	6 months	40	4	0	
		3. Develop at least one children park every year in the AMRUT cities.	Every year	40	4	0	
		4. Establish a system for maintaining of parks, playground and recreational areas relying on People Public Private Partnership (PPPP) model.	12 months	40	4	0	
		1. Ensure transfer of 14th FC devolution to ULBs.	6 months	40	4	0	
5	Devolution of funds and functions	2. Appointment of State Finance Commission (SFC) and making decisions.	12 months	40	4	0	
		3. Transfer of all 18 function to ULBs	12 months	20	2	2	
		1. Revision of building bye laws periodically	12 months	40	4	0	
6	Review of Building by-laws	2. Create single window clearance for all approvals to give building permissions	12 months	10	1	3	
		1. Atleast 90% coverage	12 months	40	4	0	
		2. Atleast 90% collection	12 months	30	3	1	
		3. Make a policy to periodically revise property tax, levy charges and other fees	12 months	40	4	0	
7	(a)	4. Post Demand Collection Book (DCB) of tax details on the website	12 months	10	1	3	



State Annual Action Plan (SAAP), Govt. of Assam
FY 2016-17



		5. Achieve full potential of advertisement revenue by making a policy for destination specific potential having dynamic pricing module.						
			40	4	0			
			12 months	40	4	0		
			12 months	10	1	3		
			12 months	40	4	0		
7 (b)	Improvement in levy and collection of user charges	1. Adopt a policy on user charges for individual and institutional assessments in which a differential rate is charged for water use and adequate safeguards are included to take care of the interests of the vulnerable. 2. Make action plan to reduce water losses to less than 20% and publish on the website 3. Separate accounts for user charges 4. At least 90% billing 5. At least 90% collection.						
			12 months	40	4	0		
			12 months	30	3	1		
			12 months	30	3	1		
			12 months	0	0	4		
8	Energy and water audit	1. Energy (street lights) and Water Audit (including non-revenue water or losses audit) 2. Making STPs and WTPs energy efficient 3. Optimize energy consumption in street lights by using energy efficient lights and increasing reliance on renewal energy.						
			12 months	10	1	3		
			12 months	40	4	0		
Total			790					



State Annual Action Plan (SAAP), Govt. of Assam
FY 2016-17



- **Have the Reform formats prescribed by the TCPO furnished?**
Yes, the reforms formats prescribed by the TCPO have been furnished in current SAAP report.
- **Did the State as a whole complete 70 percent of Reforms? If, yes was the incentive claimed? (100 words)**
Yes, the State has been able to complete **70.53 percent** of Reforms. Out of maximum possible score of 1120, the State has scored 790
- **What was the amount of incentive claimed? How was it distributed among the ULBs and what was it used for? (tabular; 300 words)**
Rs 18.81 crores claimed vide No TP/UP/AMRUT/3/2016/51 dated 30th June, 2016. No amount distributed to ULBs as yet.
- **What is the status of Reforms to be completed in the Mission period? Has advance action been taken and a Plan of Action prepared? (500 words)**
Although, the State has scored 70.53%, there are certain reforms that are yet to be implemented. The ULBs have taken cognizance of the issues and are committed to implement the reforms at the earliest. This would require state level policy initiative for some of the reforms such as property tax. At present the ULBs do not have adequate rate of property tax collection leading to weak municipal financial strength. Similarly, there are few functions under 12th Schedule of 74th CAA which has still not been transferred to the ULBs and need consultation at policy level of the State of Assam.
- **Give any instances of innovation in Reform implementation. (300 words)**
None



State Annual Action Plan (SAAP), Govt. of Assam
FY 2016-17



Use of A&OE

- **What are the items for which the A&OE has been used?**

The A&OE could not be used due to paucity of time before declaration of Code of Conduct for Assembly Election in Assam in early March, 2016. Now, the appointment of PDMC, preparation of SLIP and SAAP for 2016-17 and publications and reforms implementation is in process for which also, the A & OE will be used immediately..

- **Are the items similar to the approved items in SAAP or there is any deviation? If yes, list the items with reasons**

Does not arise, since no expenditure has been made as yet. The deviation, if any will be known after appointment of PDMC, based on the successful quotes against RFP issued for PDMC.

- **Has the IRMA been appointed? What was the procedure followed?(250 words)**

No, the IRMA has not been appointed; however, process for appointment of the same has already been initiated by the State.



State Annual Action Plan (SAAP), Govt. of Assam
FY 2016-17



- **If not appointed, give reason for delay and the likely date of appointment (100 words)**

The state was going through Assembly election and the Code of Conduct was prevailing from early March, 2016 after SAAP 2015-16 was approved at the end of February, 2016. The government didn't get the mobilisation time to process preparation of the tender document for IFMA and the finalisation shall be done shortly.

- **Have you taken up activities connected to E-Municipality as a Service (E-MAAS)? Please give details. (250 words)**

Yes, under several component of E-MASS such as Building permissions, property tax, etc. are being implemented by ULBs in the State.

- **Have you displayed the logo and tagline of AMRUT prominently on all projects? Please give list. (tabular; 100 words)**

Yes, Logo of AMRUT will be prominently used for projects being funded under AMRUT. The same is also being used in DPRs.

- **Have you utilized the funds on any of the inadmissible components (para 4.4)? If yes, give list and reasons. (tabular; 350 words)**

No



State Annual Action Plan (SAAP), Govt. of Assam
FY 2016-17



Funds flow

Govt. of Assam recognizes that one reason for project delay has been delayed release of funds. In the following table the status of funds release and resource mobilization are indicated.

Table indicating the status of funds release and resource mobilization

S.No	City name	Project name	Funds flow						Total funds flow to project	Total spent on project
			Gol (As per revised SAAP 2015-16)		State		ULB/ Others			
			Approved amount	Disbursed	Approved amount	Disbursed	Approved amount	Disbursed		
1	Guwahati	Water Supply	0	0	0	0	0	0	0	
2	Nagaon		0	0	0	0	0	0	0	
3	Dibrugarh	Sewerage & Septage Management	165.11	33.02	3.67	0	0	0	0	
4	Silchar		0	0	0	0	0	0	0	
5	Guwahati		0	0	0	0	0	0	0	
6	Nagaon		0	0	0	0	0	0	0	
7	Dibrugarh		0	0	0	0	0	0	0	

FY 2016-17
(Amount in Rs. Crores)



State Annual Action Plan (SAAP), Govt. of Assam
FY 2016-17



8	Silchar		0	0	0	0	0	0	0	0	0	0	0	0	0	0	0
9	Guwahati	Parks & Open Spaces	1.53	0.30	0.03	0	0	0	0	0	0	0	0	0	0	0	0
10	Nagaon		0.90	0.18	0.02	0	0	0	0	0	0	0	0	0	0	0	0
11	Dibrugarh		0.90	0.18	0.02	0	0	0	0	0	0	0	0	0	0	0	0
12	Silchar		0.90	0.18	0.02	0	0	0	0	0	0	0	0	0	0	0	0
	Total		169.34	33.87	3.76	0	0	0	0	0	0	0	0	0	0	0	0

- In how many projects, city-wise, has the full funds been sanctioned and disbursed?

No fund has yet been sanctioned or disbursed against projects since no DPRs could be prepared for paucity of time for mobilization due to Code of Conduct for Assembly Election in Assam.

- Identify projects where delay in funds release led to delay in project implementation?

The stage is yet to come for such assessment.



State Annual Action Plan (SAAP), Govt. of Assam
FY 2016-17



- **Give instances of doing more with less during implementation.**

Since implementation is yet to begin, such assessment could not be done.

Funds disbursements and Conditions

- **How many project fund request has been made to the Govt?**

No request for fund against the projects sanctioned in SAAP 2015-16 has been made.

- **How many installments the Govt has released?**

The first installment of Rs 33.87 crores i.e 20% of Central Share has yet been released by Govt.



State Annual Action Plan (SAAP), Govt. of Assam
FY 2016-17



- **Is there any observation from the GoI regarding the claims made?**

Does not arise.

- **List out the conditions imposed by the Apex Committee, State HPSC and the SLTC. Have all the conditions been complied with? If, no identify the conditions not complied with and give reasons for non-compliance.**

SAAP 2015-16 has been revised as per allocation of ACA communicated on 6th June, 2016 vide D.O. No. K-14012/95/2015-AMRUT-1.



State Annual Action Plan (SAAP), Govt. of Assam
FY 2016-17



GOVERNMENT OF ASSAM

Chapter 3: STATE ANNUAL ACTION PLAN (SAAP)

The SAAPs are aggregated from the SLIPs. The Master Plan of projects and the state level plan are filled out as below for achieving service levels in various sectors.

Table 3.1 : SAAP – Master Plan of all projects details to achieve universal coverage during the current Mission period based on Table 2.1 (FYs 2015-16 and 2019-20)

Current Mission period 2015-20 (Amount in Rs. Crores)				
Sr.No.	Name of ULB (water supply and sewerage)	Total number of projects to achieve universal coverage	Estimated Cost (Rs. Crore)	Number of years to achieve universal coverage
1	2	3	4	5
WATER SUPPLY				
1	Guwahati	NA	NA	NA



State Annual Action Plan (SAAP), Govt. of Assam
FY 2016-17



2	Nagaon	1	213.20	4
3	Dibrugarh	1	183.46	4
4	Silchar	1	159.20	4
	Total	3	555.86	
SEWERAGE & SEPTAGE MANAGEMENT				
1	Guwahati	1	83.01	4
2	Nagaon	-	0	-
3	Dibrugarh	-	0	-
4	Silchar	-	0	-
	Total	1	83.01	-
DEVELOPMENT OF PARKS & OPEN SPACES				
1	Guwahati	1	4.38	4
2	Nagaon	1	4.00	4
3	Dibrugarh	1	4.00	4
4	Silchar	1	4.00	4
	Total	4	16.38	
DRAINAGE				



State Annual Action Plan (SAAP), Govt. of Assam
FY 2016-17



1	Guwahati	-	-	NA
2	Nagaon	-	-	-
3	Dibrugarh	-	-	-
4	Silchar	-	-	-
	Total	-	-	-
URBAN TRANSPORTATION				
1	Guwahati	-	-	NA
2	Silchar	-	-	-
3	Dibrugarh	-	-	-
4	Nagaon	-	-	-
	Total	-	-	-
	Grand Total	8	655.25	-



State Annual Action Plan (SAAP), Govt. of Assam
FY 2016-17



Table 3.5: SAAP- State level Plan for Achieving Service Level Benchmarks
Current Mission period 2015-20

Proposed Priority Projects	Total Project Cost	Indicator ³	Baseline ⁴	Annual Targets based on Master Plan (Increment from the Baseline Value)					
				FY 2016		FY 2017	FY 2018	FY 2019	FY 2020
				H1	H2				
Water Supply									
1. Guwahati	0	1. Household level coverage of direct water supply connections	To be provided by other source of funding which is under execution.						

³ As per SLB framework for water supply, sewerage, solid waste management and drainage and proposed SLB indicator for urban transport

⁴ Detailed information for arriving at % target against baseline shall be worked out from details provided by Cities so as to arrive at state indicators



State Annual Action Plan (SAAP), Govt. of Assam
FY 2016-17



2. Nagaon	213.20	2. Per capita quantum of water supplied	100 lpcd	100lpcd	100 lpcd	110 lpcd	120 lpcd	135 lpcd	135lpcd
		3. Quality of water supplied	100%	100%	100%	100%	100%	100%	100%
		1. Household level coverage of direct water supply connections	65%	65%	65%	70%	80%	100%	100%
3Dibrugarh	183.46	2. Per capita quantum of water supplied	85 lpcd	85 lpcd	85 lpcd	90 lpcd	110 lpcd	135 lpcd	135 lpcd
		3. Quality of water supplied	100%	100%	100%	100%	100%	100%	100%
		1. Household level coverage of direct water supply connections	65%	65%	65%	75%	85%	100%	100%



State Annual Action Plan (SAAP), Govt. of Assam
FY 2016-17



		2. Per capita quantum of water supplied	85 lpcd	85 lpcd	85 lpcd	100 lpcd	115 lpcd	135 lpcd	135lpcd
		3. Quality of water supplied	100%	100%	100%	100%	100%	100%	100%
		1. Household level coverage of direct water supply connections	70%	70%	70%	70%	80%	90%	100%
4. Slichar	159.20	2. Per capita quantum of water supplied	95 lpcd	95 lpcd	95 lpcd	95lpcd	100 lpcd	125 lpcd	135 lpcd
		3. Quality of water supplied	100%	100%	100%	100%	100%	100%	100%
Total	555.86								
Sewerage & Septage Management									
5. Guwahati	83.01	1. Coverage of latrines (individual or community)	91.65%	91.65%	91.65%	92.6%	97.6%	99%	100%



**State Annual Action Plan (SAAP), Govt. of Assam
FY 2016-17**



6. Nagaon	-	2. Coverage of sewerage network services	0	0	0	0	0	0	0
		3. Efficiency of Collection of Sewerage	0%	0%	0%	50%	75%	90%	100%
7. Dibrugarh	-	4. Efficiency in treatment							
		1. Coverage of latrines (individual or community)	-	-	-	-	-	-	-
7. Dibrugarh	-	2. Coverage of sewerage network services	-	-	-	-	-	-	-
		3. Efficiency of Collection of Sewerage	-	-	-	-	-	-	-
7. Dibrugarh	-	4. Efficiency in treatment	-	-	-	-	-	-	-
		1. Coverage of latrines (individual)	-	-	-	-	-	-	-



State Annual Action Plan (SAAP), Govt. of Assam
FY 2016-17



8. Slichar	-	2. Coverage of sewerage network services	-	-	-	-	-	-	-	-	-
		3. Efficiency of Collection of Sewerage	-	-	-	-	-	-	-	-	-
		4. Efficiency in treatment	-	-	-	-	-	-	-	-	-
		1. Coverage of latrines (individual or community)	-	-	-	-	-	-	-	-	-
Total	83.01	2. Coverage of sewerage network services	-	-	-	-	-	-	-	-	-
		3. Efficiency of Collection of Sewerage	-	-	-	-	-	-	-	-	-
Others – Parks and Open Spaces											
Total		83.01									



State Annual Action Plan (SAAP), Govt. of Assam
FY 2016-17



9. Guwahati	1. Per Person Open Space in Plain Areas as per URDPFI	-	-	-	7.0 Sqm	8.0 Sqm	9.0 Sqm	10.0 -12.0 Sqm	
10. Nagaon	1. Per Person Open Space in Plain Areas as per	1.15 Sqm	1.15 Sqm	1.15 Sqm	2.5 Sqm	5.0 Sqm	7.50 Sqm	10.0 -12.0 Sqm	
11. Dibrugarh	1. Per Person Open Space in Plain Areas as per	1.20 Sqm	1.20 Sqm	1.20 Sqm	2.5 Sqm	5.0 Sqm	7.50 Sqm	10.0 -12.0 Sqm	
12. Silchar	1. Per Person Open Space in Plain Areas as per	4.0 Sqm	4.0 Sqm	4.0 Sqm	5.0 Sqm	7.0 Sqm	9.0 Sqm	10.0 -12.0 Sqm	
Total		16.38							
Drainage									
13. Guwahati	1. Coverage of storm water drainage network	-	-	-	-	-	-	-	
14. Nagaon	1. Coverage of storm water drainage network	-	-	-	-	-	-	-	
15. Dibrugarh	1. Coverage of storm water drainage network	-	-	-	-	-	-	-	



State Annual Action Plan (SAAP), Govt. of Assam
FY 2016-17



16	Silchar	-	1. Coverage of storm water drainage network	-	-	-	-	-	-	-	-	-	-	-	-	-	-
Total		-															
Urban Transport																	
17.	Guwahati	-	1. Service coverage of urban transport in the city-Cycle Track	--	--	--	--	--	--	--	--	--	--	--	--	--	--
			2. Availability of urban transport per 1000 population	--	--	--	--	--	--	--	--	--	--	--	--	--	--
18.	Nagaon	-	1. Service coverage of urban transport in the city-Cycle Track	--	--	--	--	--	--	--	--	--	--	--	--	--	--
			2. Availability of urban transport per 1000 population	--	--	--	--	--	--	--	--	--	--	--	--	--	--



State Annual Action Plan (SAAP), Govt. of Assam
FY 2016-17



19. Dibrugarh	-	1. Service coverage of urban transport in the city-Cycle Track	--	--	--	--	--	--	--	--	--	--	--
		2. Availability of urban transport per 1000 Population	--	--	--	--	--	--	--	--	--	--	--
20. Slichar	-	1. Service coverage of urban transport in the city-Cycle Track	--	--	--	--	--	--	--	--	--	--	--
		2. Availability of urban transport per 1000 population	--	--	--	--	--	--	--	--	--	--	--
Total													



State Annual Action Plan (SAAP), Govt. of Assam
FY 2016-17



Table showing projects being proposed for approval to the Apex Committee

S.N o	City name	Project name	Estimated cost and share				Change in service levels			
			GoI	State	ULB/ Others	Total	Indicator	Existing	After project completion	
1	Nagaon	Water Supply	191.87	21.33	0	213.20	1. Household level coverage of direct water supply connections	65%	100%	
							2. Per capita quantum of water supplied	85 lpcd	135lpcd	
							3. Quality of water supplied	100%	100%	
2	Dibrugarh		0	0	0	0	1. Household level coverage of direct water supply connections	65%	100%	



State Annual Action Plan (SAAP), Govt. of Assam
FY 2016-17



3	Sichar							2. Per capita quantum of water supplied	85 lpcd	135lpcd
								3. Quality of water supplied	100%	100%
								1. Household level coverage of direct water supply connections	-	-
	Total							2. Per capita quantum of water supplied	-	-
								3. Quality of water supplied	-	-
								1. Coverage of latrines (individual or community)	91.65%	100%
4	Guwahati	Sewerage & Septage Management	0	21.33	0	0	0	2. Coverage of sewerage network services	0	-
			191.87	21.33	0	213.20	3. Efficiency of Collection of	0%	100%	



State Annual Action Plan (SAAP), Govt. of Assam
FY 2016-17



						Sewerage		
						4. Efficiency in treatment	100%	
5	Nagaon	-	-	-	-	1. Coverage of latrines (individual or community)	-	-
		-	-	-	-	2. Coverage of sewerage network	-	-
		-	-	-	-	3. Efficiency of Collection of Sewerage	-	-
		-	-	-	-	4. Efficiency in treatment	-	-
6	Dibrugarh	-	--	-	-	1. Coverage of latrines (individual or community)	-	-
		-	-	-	-	2. Coverage of sewerage network services	-	-
		-	-	-	-	3. Efficiency of Collection of Sewerage	-	-



State Annual Action Plan (SAAP), Govt. of Assam
FY 2016-17



								4. Efficiency in treatment	
								-	-
7	Silchar	-	-	-	-	-	-	-	-
	Total	0	0	0	0				
9	Guwahati	1.69	0.18	-	1.87	1. Per Person Open Space in Plain Areas as per URDPFI	-	-	-
	Parks & Open Spaces								
10	Nagaon	1.08	0.12	-	1.20	1. Per Person Open Space in Plain Areas as per URDPFI	-	-	-



State Annual Action Plan (SAAP), Govt. of Assam
FY 2016-17



GOVERNMENT OF ASSAM

11	Dibrugarh	1.08	0.12	-	1.20	1. Per Person Open Space in Plain Areas as per URDPFI	-	-
12	Silchar	1.08	0.12	-	1.20	1. Per Person Open Space in Plain Areas as per URDPFI	-	-
	Total	-	-	-	-			
1	Dibrugarh	-	-	-	-	1. Coverage of storm water drainage network	-	-
2	Silchar	-	-	-	-	1. Coverage of storm water drainage network	-	-
	Total	-	-	-	-			
	Grand Total	196.80	21.87	0	218.67			



State Annual Action Plan (SAAP), Govt. of Assam
FY 2016-17



1. Principles of Prioritization

The states are required to prioritize and recommend projects for selection under AMRUT as per Guidelines in para 7.

While prioritizing projects in the course of preparation of the SLPs, the ULBs accorded the first priority to water supply, followed by sewerage. In cases where ULBs already had committed funds for water supply from other sources or on-going projects – Guwahati – any additional funding required for project completion has been attributed to AMRUT. Where available funds for on-going water supply projects are sufficient to provide universal coverage, and land is available, sewerage has been given the top priority.

The potential Smart City – Guwahati, included in the 1st 20 Smart Cities' list, has been given priority in project selection.

Extensive discussions have been held at ULB and State level as well as with parastatals – the Guwahati Metro Development Authority (GMDA) is asked to finalize the priorities. The responses to the specific queries as per the Guidelines are given below:

- **Has consultation with local MPs/MLAs, Mayors and Commissioners of the concerned ULBs been carried out prior to allocation of funding? Please give details.**

Informal discussions have been held with all stakeholders. In view of the recent Assembly elections, large scale public forums could not be convened. The Commissioners of the concerned ULBs have led on the preparation of the SLPs and have sought advice from the Urban Development Department at the State Level and parastatals as required. The Commissioners have ensured that progress in the preparation of the SLPs and the prioritization and funding commitments have been duly discussed at the ULB Board Meetings to ensure approval and commitment of the Elected Representatives.

170



State Annual Action Plan (SAAP), Govt. of Assam
FY 2016-17



▪ **Have financially weaker ULBs been given priority for financing? If yes, how?**

This has not been consciously followed. It is planned for improvement of financial position of the ULBs with better target setting and monitoring of own revenue collections. With 90% of project fund financed by Gol as Central Assistance, the State Government will share total balance of 10% of the project cost, to be financed. The balance, if any, will be decided later as required, by exploring other financing options.

▪ **Is the ULB with a high proportion of urban poor receiving higher share? If yes, how?**

Yes. The notified slums in ULBs will be given first preference in terms of improving basic services thereof.

▪ **Has the potential Smart Cities been given preference? Please give details.**

Guwahati, an AMRUT city has already been selected as Smart City in the 1st list of twenty cities in India. Guwahati already has ongoing projects of Water supply and Sewerage funded by ADB and JICA. Sewerage and Septage project in Guwahati has been proposed in SAAP 2016-17, such that uncovered area project may be implemented by complimenting the ongoing projects during the AMRUT Mission period itself.

▪ **What is the quantum of Central Assistance (CA) allocated to the State during 2016-17?**

As per communication received from Ministry of Urban Development, Govt. of India, the State of Assam has been allocated Rs 196.80 crores as CA with Rs 5.248 crores as the A & OE shares for the financial year 2016-17 for which SAAP is to be submitted.